



**NATIONAL MALARIA CONTROL PROGRAM
ROTARIANS AGAINST MALARIA
QUARTER ONE FIELD TRIP REPORT CENTRAL
PROVINCE**

February 12th – March 14th 2025



“Alone we can do so little; together we can do so much.” – Helen Keller

Provincial Malaria Supervisor : Sylvia Kapin

Destination : Central Province

Date Travelled : 12.02.25-14.03.25

Type of documents attached: GDNs, Acquittals, Vehicle Log, HF Checklist

Other RAM Officers:

Salome Yaot (HMMO Central)

Terence Ua (Driver)

Accompanying Officer:

- Mr. Brendan (CHW Boregaina, Rigo)
- Mr. Waffa Miri (CHW – Kupiano)
- Ms. Mary Aiso (CHW Agevairu)

Purpose of Travel: Q3 Health Facility Supervisory Visit, distribution of RDTs/ACTs, ANC LLIN & Continuous Quality Improvement Training

PEOPLE MET WITH OR INFORMED:

- Dr. William Lagani – Director Public Health Central PHA
- Mr. Pana Rim – PDCO CPHA
- Mr. Villiwa Puana- CPHA PHIO
- Mr. Philip Vagi – District Health Coordinator Hiri-Koiari
- Dr. Laiam Kirau – Medical Officer Abau District Hospital
- Dr. Dulcie Hamsen – Medical Officer Kwikila District Hospital
- Mr. Richard Oeka – Surveillance Officer
- Mr. Marcel Burro – Program Manager Family Health Services

OBJECTIVE

The purpose of this trip is to:

- Ensure availability of RDTs, ACTs, Primaquine, and ANC Nets in Health Facilities and all accounted for.
- Check Health Facility Malaria Registry/Antenatal Net Registers for data analysis
- Follow-up on e-NHIS report at Facility level
- Onsite Refresher training for Health Workers
- Ensure proper management of stock by maintaining the usage of stock-cards
- Conduct Continuous Improvement Initiative Training in the Districts
- Case Study on Diversion of Drugs (ACT/RDT/Primaquine) Kuriva Catchment dated 12th February, 2025
- Integrated with HMM Program assisting in Logistics preparation for Refresher (Date: 18-19 Feb.)

1. BACKGROUND INFORMATION OF CENTRAL PROVINCE



Central Province is one of the 22 provinces of Papua New Guinea (PNG), located on the southern coast of the country. It surrounds the National Capital District, where Port Moresby, the capital city of PNG, is located, though NCD is administratively separated. Despite surrounding Port Moresby, many parts of the province remain rural and underdeveloped, offering a sharp contrast to the urban environment and highlighting challenges in service delivery and infrastructure.

Central Province is without a Provincial Hospital which is one of the major challenge in this beautiful Province. Having five Districts, Hiri-Koiari, Kairuku, Rigo, Abau and Goilala. Kwikila Health Centre is now Rigo District Hospital while Kupiano Health Centre is Abau District Hospital. There is still a need in the health service delivery to the mountainous District of Goilala, most contributing factor to poor coverage in Central Province. Malaria is prominent in the Kairuku District compared to all the other districts, a portion of the Abau District for example Moreguina has very high incidence but all in all there has never been a major stock-out or outbreak.

Executive Summary

This is a report of the quarter one Health Facility Visit and Distribution in the Central Province. The visit commenced on the 12TH February, at Hiri-Kairuku with HMM Officer. Due to the current challenge of Diversion of Drugs nationwide and only 50% of commodities being accounted for, the Provincial Malaria Officer and HMM Officer carried out the exercise under Kuriva catchment investigating the usage and reported ACTs via eNHIS, Health Facility Register and Community Malaria Volunteer data and identified the problems associated with poor accountability of drugs.

A total of 22 Health Facilities were physically visited, in Kairuku District, Waima, Veifa'a and Kanosia the supplies were dropped-off. In Rigo, officers from Boku picked up their supplies from RAM Office and KAK the supplies got dropped off by LLIN Project Officer. For Abau, Boru and Iruna supplies were dropped off at Kupiano District Hospital. In Abau, the trip to Moreguina 06/03/25 after visiting Bam clinic, due to the poor state of the road, the vehicle bogged for nearly two hours before Moreguina's ambulance arrived to assist.

After Abau trip, the request for ANC LLIN was made hence another trip to Kairuku side eventuated with the assistance of HMM Officer. ANC LLINs were dropped off at Facilities with nil stock of nets and Bakoiudu was visited during that trip. During the visits, the HMM Officer organized logistics for a CMV Refresher in the coming weeks for Agevairu catchment. Quarter One concluded on the 14th of March.

Total of 1297 RDT boxes were supplied. Total of 349 ACTs supplied in Quarter one.

2. ACHIEVEMENTS

- There was no major stock out of RDTs, ACTs, Primaquine and ANC LLINs at all the Accessible Health Facilities
- LLIN Team assisted in dropping off supplies to Health Facilities the PMS is unable to physically visit.
- From January to February, no over-reporting of ACTs in eNHIS.
- Physically visited **22** Accessible Reporting Health Facilities, that is 78.6% coverage.
- Office space provided for PMS and HMM Officer at Konedobu CPHA Building
- Mr. Albert Adila attended the Capacity Building in Malaria Microscopy under the National Malaria Control Program with the support of Central Public Health Laboratory.

3. SUMMARY OF SUPERVISORY VISIT

The table shows the Total Number of Accessible Facilities visited

Health Facility Visit Summary					
DATE	Health Facility	District	Date	Health Facility	District
12.02.25	Doa	Hiri-Koiari	24.02.25	Goldie	Hiri
12.02.25	Inauaia	Kairuku	24.02.25	Tubusereia	Hiri
12.02.25	Kuriva	Hiri-Koiari	25.02.25	Hula	Hiri
13.02.25	Kubuna	Kairuku	04.03.25	KDH	Rigo
13.02.25	Bereina	Kairuku	04.03.25	Boregaina	Rigo
			04.03.25	Kokorogoro	Rigo
14.02.25	Laloki Hospital	Hiri-Koiari	05.03.25	Upulima	Abau
17.02.25	Sogeri	Hiri-Koiari	05.03.25	Kupiano	Abau
20.02.25	PAU	Hiri-Koiari	06.03.25	Bam Clinic	Abau

20.02.25	Kwikila DH	Rigo	06.03.25	Moreguina	Abau
21.02.25	PAPA	Hiri	13.03.25	Agevairu	Kairuku
21.02.25	Porebada	Hiri	13.03.25	Bakoiudu	Kairuku

This shows above 70% coverage from quarter 1

	Qtr 1
Total number HFs	42
Total Number Accessible	28
Total Number Reached	22
% Coverage (Accessible)	78.6
% Coverage (Total HFs)	52.4

4. ANTENATAL LLINS REPORT

The table below shows the distribution of ANC Nets to Health Facilities in this quarter.

Date	Health Centre	Person Receiving	Stock-in	Stock-out	Balance
					0
11.03.25	Received from RAM	Sylvia Kapin	400		400
12.03.25	Porebada	Loa Lohia		50	350
12.03.25	Papa	Greg Paul (LLIN P.O)		50	300
12.03.25	Inauaia	Stanley Tumau		100	200
12.03.25	Akufa	John Opu		50	150
13.03.25	Agevairu	Mary Aiso		50	100
13.03.25	Bakoiudu	Raphael Emai		100	0
20.03.25	Received from RAM	Sylvia Kapin	500		500
25.03.25	Doa	Madleen Au		50	450
27.03.25	Kupiano	Dr. Kirau		150	300
27.03.25	Kupiano	Dr. Dulcie Hamsen		150	150
	TOTAL NETS DELIVERED TO HF				
			900	750	150

5. RDTs AND ACT SUPPLIES PROCURED REPORT

For Central Province, the supplies are collected from AMS Badili, which falls under the 50% Procured by NDOH and not Global Fund. The image below shows the total quantity for Quarter one.



PACKING LIST

DESTINATION: CENTRAL PROVINCE SHIPPER: AIR MUGINI CARGO CONSIGNMENT/WAYBILL NO. _____
 PACKAGING DATE: 05.02.2025 INVOICE NO. _____ ACTION OFFICER: KERRY SAMALI DATE: 06.02.2025

CARTON #	NUMBER OF CARTONS	ITEM	QUANTITY PER CARTON	TOTAL QUANTITY	TOTAL IN BASIC UNITS	BATCH #	EXPIRY DATE	WEIGHT PER CARTON (kg)	TOTAL WEIGHT (kg)	VOLUME PER CARTON (m ³)	TOTAL VOLUME (m ³)
1 TO 26	26	RDT	50	1300	1,250	HWE00080	Jul-25				
27 TO 29	3	ACT 6	24	72	720	HWE084001	Dec-26				
30 TO 37	8	ACT 12	18	144	4,320	HWE004015	Jan-27				
38 TO 44	7	ACT 18	12	84	2,520	HWE104005	Dec-26				
45 TO 63	19	ACT 24	12	228	6,840	HWE114003	Nov-26				
64 TO 70	7	PQ	300	2100	210,000	181223	Nov-26				
71	1	PQ	288	288	28,800	60324	Feb-27				
72	1	RDT	16	16	400	HWE00080	Jul-25				
		ACT 6	9	9	270	HWE084001	Dec-26				
		ACT 12	2	2	60	HWE004015	Jan-27				
73	1	ACT 18	9	9	270	HWE104005	Dec-26				
		ACT 24	7	7	210	HWE114003	Nov-26				
TOTAL	73								0		0

TOTAL SUMMARY

		ITEM	PACKETS	INDIVIDUAL UNITS	SOURCE (GF/GuPNG)
No. of Cartons	73	RDT	1316	32,900 test kits	NDoH
Weight (kg)	0	ACT 6	81	2430 blister packs	NDoH
Volume (m ³)	0	ACT 12	146	4380 blister packs	NDoH
		ACT 18	93	2790 blister packs	NDoH
		ACT 24	235	7050 blister packs	NDoH
		PRIMAQUINE	2388	238800 tablets	NDoH

6. DISTRIBUTION QUANTITY FOR EACH FACILITY

The table shows the quantity of ACTs/RDTs supplied to each Facilities and the dates supplied.

DATE	DESCRIPTION	RDT 25kits	ACT 6 30 blisters per box	ACT 12 30 blisters per box	ACT 18 30 blisters per box	ACT 24 30 blisters per box	PQ 7.5mg
08.01.25	Moreguina	20	0	2	3	5	30
04.02.25	Moreguina	13	01	4	3	4	90
04.02.25	Moreguina – lanu AP, Manabo AP	50	1	3	2	3	90
05.02.25	Boru	25	1	2	2	3	60
05.02.25	Iruna	50	0	4	3	5	80
05.02.25	Murray Brks Clinic	3	1	1	1	1	10
06.02.25	Kanosia	6	0	5	2	5	20
07.02.25	Boku	20	0	6	0	6	50
10.02.25	Agevairu	59	0	2	0	7	90

10.02.25	Kubuna	50	0	6	0	4	60
11.02.25	Kwikila	100	3	3	3	6	50
11.02.25	RMC - Brown	32	0	1	0	2	20
12.02.25	Inauaia	50	4	5	3	4	0
12.02.25	Doa	0	6	0	1	0	20
13.02.25	Veifa'a	80	5	6	6	6	100
13.02.25	Bereina	60	0	0	0	0	0
13.02.25	Waima	50	4	4	4	4	60
14.02.25	Laloki	30	2	2	2	0	0
17.02.25	Sogeri	50	0	1	3	0	30
17.02.25	PAU	20	1	1	0	1	20
18.02.25	KAK	20	1	1	1	1	30
18.02.25	Boregaina	30	1	1	1	1	40
18.02.25	Kokorogoro	30	1	1	1	1	60
24.02.25	Tubusereia	10	0	0	0	2	20
25.02.25	Hula	50	2	1	1	0	40
04.03.25	Boregaina	0	2	2	3	4	50
05.03.25	Kupiano	50	2	2	2	3	0
05.03.25	Upulima	30	2	2	2	2	40
06.03.25	Moreguina	95	2	18	15	13	80
06.03.25	BAM	25	2	2	2	2	40
12.03.25	Akufa	60	4	4	4	6	90
13.03.25	Bakoiudu	56	2	2	1	4	50
13.03.25	Bakoiudu	0	0	0	0	8	0
14.03.25	Kuriva	0	0	0	0	4	0
17.03.25	RMC-Mt Diamond	20	0	1	2	3	30
21.03.25	Tapini	33	2	2	2	5	70

- Boru and Iruna supplies dropped off at Kupiano HC with Mr. Miri (05.03.25)
- Veifa'a and Waima supplies delivered by LLIN Project Officer and RAM Driver
- Akufa's supplies dropped off at Bereina – OIC Sr. Jabu and Nrs. Victoria from Akufa informed.
- Dorobisoro's supplies will be picked up at RAM Officer by OIC
- Tapini's supplies delivered by LLIN Project Officer and RAM Driver.

7. STOCK CARDS REPORT

Stock Management at Facility level is still an issue. Health workers are encouraged and thought how to maintain stock-cards on every quarterly visit.

For this quarter, 9 out of the 22 Facilities visited have maintained their stock-cards. There is still a need for improvement. Bam clinic has done well in organizing and maintaining stock-cards for all their supplies, hoping all facilities make it a habit to update entries when removing supplies from their Pharmacies/Dispensaries.

1. Sogeri	2. Bereina
3. Doa	4. Bam
5. Kuriva	6. Kupiano
7. Kanosia	8. Moreguina
9. Agevairu	10.

8. HOME BASED MALARIA MANAGEMENT PROGRAM UPDATE

For Central Province, Miss Yaot commenced Q1 Data collection visit on the 05th -25th February 2025 in Hiri-Koiari, Kairuku and Rigo. A total of 26 Community Malaria Volunteers were visited. The CMV Data was collected from both the facility and HMM sites.

Line Type	May-Dec. 2024	Comments
Total Reports Collected	44	
Total Tests	465	
Total Positives	315	
Total Negatives	150	
Total ACTs given	317	
Total Invalids	2	
Total Referrals	172	Not all CMVs are actively reporting and few data collected from Facilities

9. Case Study: DIVERSION OF DRUGS 13th February,2025.

RDT/ACTs SUPPLIED VERSUS RDT/ACT REPORTED IN 2024 KURIVA HEALTH SUB-CENTRE

On the 13th February, the PMS joined the HMM Mid-visit to carry out the exercise in identifying the number of cases reported from the Health Facility Register dated 02nd of January, 2024 to 17th December, 2024 and the number of cases reported from eNHIS compared to the Number of ACT/RDTs supplied to Kuriva SC and Aid Posts.

Findings

Usage and Reporting

- Total ACTs/RDTs supplied to health Facilities (Jan.-Dec. 2024)

	RDTs (Test Kits)	ACTs (boxes)
Kuriva SC	6525	236

Brown AP	1725	78
Kerea AP	225	2
TOTAL	8475	316

b. Number of ACTs/RDTs used and reported

	Malaria Register eNHIS	HF Malaria Register	CMV Data from HMMO
Total RDT tests	2309	1181	3653
Total Positives	1863	888	1949
ACTs Used	1858	896	1896

c. Number of ACTs/RDTs used but not reported

RDTs

$$1181 + 3653 = 4834$$

$$4834 - 2309 = \mathbf{2525 \text{ Test kits used but not reported in eNHIS}}$$

ACTs

$$896 + 1896 = 2792$$

$$2792 - 1858 = \mathbf{934 \text{ ACTs used but not reported in eNHIS}}$$

Unaccounted ACTs/RDTs

a) Total supplied vs. total accounted for

RDTs

$$\mathbf{8538 \text{ vs } 4834 \text{ (HF Malaria Register + CMV Data from HMMO)}}$$

$$8538 - 4834 = \mathbf{3704 \text{ Unaccounted RDTs}}$$

ACTs supplied vs ACTs reported

$$\mathbf{9400 \text{ Blisters vs } 2792 \text{ Blisters (HF Malaria Register + CMV Data from HMMO)}}$$

$$\mathbf{\text{Total of } 6608 \text{ ACT Blisters not accounted for.}}$$

Note: the difference is exclusive of eNHIS Data since eNHIS is a collective of both HF Malaria Register and CMV Data.

10. NHIS MONTHLY REPORTS SUBMISSION Source: eNHIS (25.03.25)

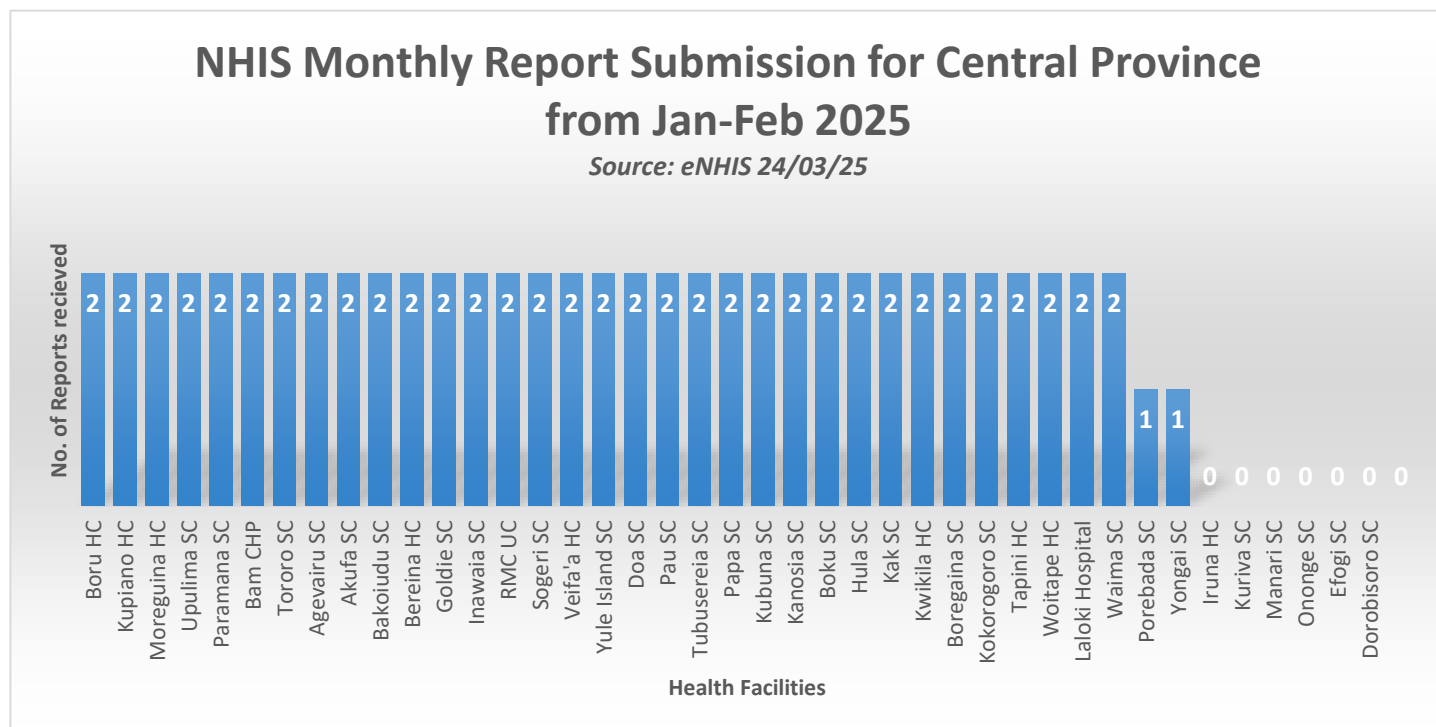
The image shows the Malaria Report from January to February 2025 which is the First Quarter excluding March. Distribution was done Mid-Feb to Mid-Mar.

Central Province			MALARIA REPORT January to March 2025								Date Printed: 25/03/2025 08:12:46					
Code	Facility	No of reports	OUTPATIENT		INPATIENT		DEATHS		Slides Examined			RDT Examinations				
			Clinical	RDT	Clinical	RDT	Clinical	RDT	No. Exam	+ve %	+ve % falcip	No. Exam	+ve %	+ve % falcip	Failed	
30101	Boru HC	2	0	8	0	0	0	0	0	0	0	15	53.3	53.3	0	
30102	Iruna HC	0	0	0	0	0	0	0	0	0	0	0	0	0	0	
30103	Kupiano HC	2	0	78	0	14	0	1	0	0	0	150	61.3	57.3	0	
30104	Monegima HC	2	0	320	0	31	0	0	0	0	0	1283	65.7	32.2	0	
30105	Upulima SC	2	0	64	0	0	0	0	0	0	0	164	43.9	12.2	0.6	
30106	Paramana SC	2	0	0	0	0	0	0	0	0	0	0	0	0	0	
30107	Bam CHP	2	0	66	0	0	0	0	0	0	0	134	49.3	27.6	0	
ABAU District			12	0	536	0	45	0	1	0	0	1746	61.9	32.3	0.1	
30203	Orange SC	0	0	0	0	0	0	0	0	0	0	0	0	0	0	
30204	Tapini HC	2	0	3	0	1	0	0	0	0	0	6	66.7	33.3	0	
30205	Wotape HC	2	0	12	0	4	0	0	0	0	0	16	100	93.8	0	
30206	Yongai SC	1	0	103	0	0	0	0	0	0	0	168	61.3	41.1	0	
30207	Tororo SC	2	0	7	0	0	0	0	0	0	0	7	100	100	0	
GOILALA District			7	0	125	0	5	0	0	0	0	197	66.0	47.2	0	
30301	Agenavru SC	2	0	235	0	2	0	0	0	0	0	433	54.5	33.9	0.2	
30302	Akufa SC	2	0	165	0	3	0	0	0	0	0	341	49.3	40.8	0	
30303	Bakokudu SC	2	0	65	0	0	0	0	0	0	0	102	63.7	51.0	0	
30304	Bemina HC	2	0	154	0	0	0	0	0	0	0	148	45.9	45.3	0	
30305	Efogi SC	0	0	0	0	0	0	0	0	0	0	0	0	0	0	
30306	Goldie SC	2	0	17	0	0	0	0	0	0	0	108	15.7	9.3	0	
30307	Inewata SC	2	0	68	0	9	0	0	0	0	0	278	27.7	27.0	0	
30308	RMC UC	2	0	1	0	0	0	0	0	0	0	1	100	100	0	
30309	Sogeri SC	2	0	143	0	0	0	0	0	0	0	350	40.9	27.7	0	
30310	Veifa'a HC	2	0	257	2	8	0	1	100	100	641	40.7	30.1	0		
30311	Waimea SC	2	0	63	0	0	0	0	0	0	0	222	28.4	18.0	0	
30312	Yule Island SC	2	0	10	1	0	0	0	0	0	0	57	19.3	0	0	
30313	Doe SC	2	0	247	0	0	0	0	0	0	0	809	30.7	17.9	0.1	
30314	Porebada SC	1	10	2	0	0	0	0	0	0	0	2	100	100	0	
30315	Pau SC	2	0	21	0	0	0	0	0	0	0	137	15.3	8.8	0	
30316	Kuriva SC	0	0	0	0	0	0	0	0	0	0	0	0	0	0	
30317	Laloki Hospital	2	1	10	0	0	0	0	0	0	0	5	100	100	0	
30318	Tubusereia SC	2	0	13	0	0	0	0	0	0	0	78	17.1	10.5	0	
30319	Papa SC	2	0	18	0	3	0	0	1	0	0	142	14.8	8.5	0	
30320	Kubuna SC	2	0	69	0	0	0	0	0	0	0	191	36.1	27.2	0	
30321	Kanosa SC	2	0	115	0	0	0	0	1	0	0	349	33.0	21.5	0.3	
30322	Manari SC	0	0	0	0	0	0	0	0	0	0	0	0	0	0	
KAIRUKUHIRI District			37	11	1673	3	25	0	3	33.3	33.3	4392	36.5	25.6	0.1	
30401	Boku SC	2	0	90	0	0	0	0	0	0	0	151	60.3	32.5	0	
30402	Dorobiasro SC	0	0	0	0	0	0	0	0	0	0	0	0	0	0	
30403	Hula SC	2	0	18	0	0	0	0	0	0	0	58	31.0	20.7	0	
30404	Kak SC	2	0	9	0	1	0	0	0	0	0	156	6.4	3.8	0	
30405	Kwikila HC	2	0	82	0	1	0	0	0	0	0	542	15.3	10.3	0	
30406	Bonegama SC	2	0	229	0	8	0	0	0	0	0	525	47.0	34.7	0.2	
30407	Kokorogoro SC	2	0	60	0	0	0	0	1	100	100	201	29.9	21.4	0	
RIGO District			12	0	488	0	10	0	0	1	100	100	1633	31.2	21.3	0.1
Central Province			68	11	2622	3	85	0	1	4	50.0	50.0	7988	41.7	26.6	0.1

- Porebada reported 10 Clinical Malaria – For a catchment with low incident rate and surplus supplies this should not happen.
- RMC not reporting any Malaria cases despite supplies sent to one of its Aid Posts (Brown River)
- No Report from Kuriva – Despite having the highest consumption rate of ACTs.

- Yongai reporting well – no clinical reported
- Kupiano HC reported one Malaria Confirmed Death
- There is an increase in cases from Boregaina – due to the weather

ENHIS Monthly Reports –Data Quality Report January to February 2025



- Poor reporting from Iruna and Kuriva SC
- For Porebada to not report

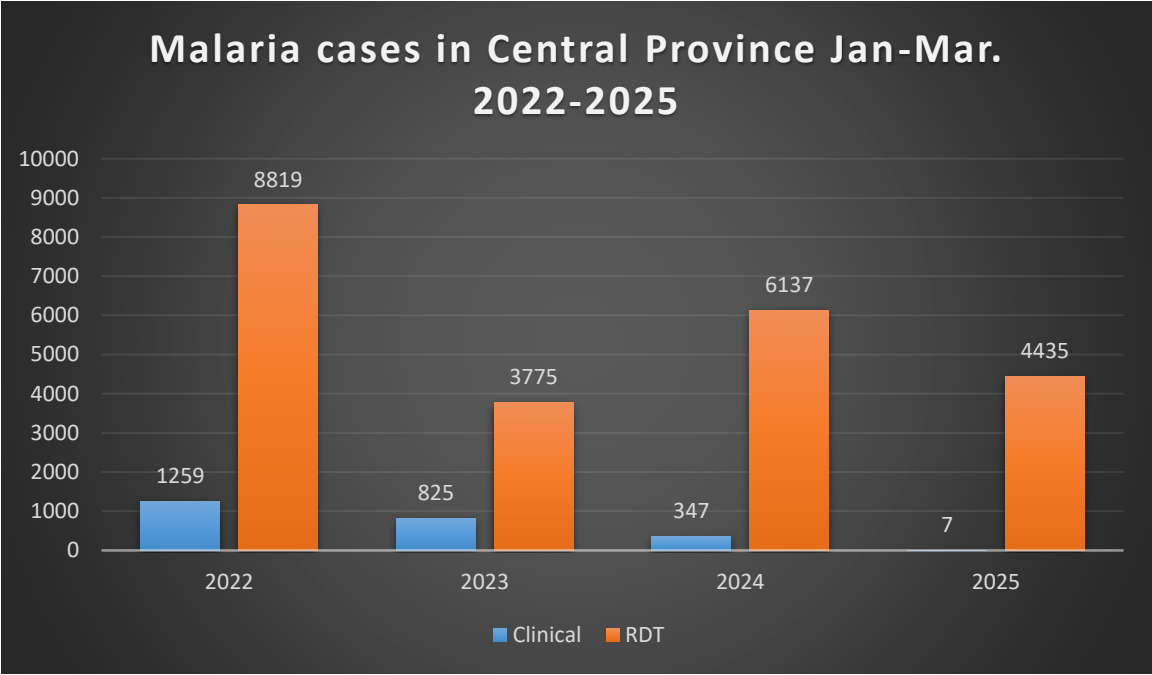
CM2a

This is one of Global Fund’s Indicators in ensuring there is no over-reporting of ACTs. RMC/PMS to ensure all ACTs reported correspond to the Total number of Positive Test results in a month. The table below shows the data extracted from eNHIS for the month of February 2025. For the Month of January all the differences from all Health Facilities were zero. This table shows three Facilities having a negative meaning a patient was reported having a positive result but ACT not reported.

	Total Microscopy	Total RDT Positive	Total Microscopy & RDT Tests	ACT CX-DK	Difference
Moreguina HC	0	507	507	506	-1
Doa SC	0	120	120	119	-1
Kokorogoro SC	1	28	29	28	-1
	1	1741	1742	1739	-3

In an event that there is a good number of over-reporting, the PHIO is very helpful in identifying whether it was an error and if it needs correcting then all can be fixed.

Total Number of reported cases from Jan-Mar in 2022-2025 source: eNHIS 14.04.25



From the reports, there is an increase in Testing over the years and decrease in Clinical Malaria reported.

11. FINDINGS AND OBSERVATIONS

- Brown River Aid Post Officer getting supplies from RAM office but RMC is not reporting the cases on eNHIS. The supplies are not being accounted for – this is a problem for RAM and Global Fund.
- Key results from the analysis of Diversion of Drugs at Kuriva Catchment

- I. eNHIS records shows more Tests done than Health Facility Register have recorded hence, external reports which is from the CMVs have been reported but not all of it.
 - II. **2525 Test kits used but not reported in Enhis**
 - III. **934 ACTs used but not reported in eNHIS**
 - IV. **3704 Unaccounted RDTs**
 - V. Total of **6608 ACT Blisters** not accounted for.
 - VI. Brown AP is about 38km away from Kuriva compared to travelling more than 47km to RMC at Konedobu to collect supplies. The officer is not reporting all RDTs/ACTs used at his Facility
 - VII. Kerea AP officer claimed to have not received regular supplies of Malaria Commodities from Kuriva
- Late reports from CMVs not entered in the said Month for the Monthly report

12. RECOMMENDATIONS

- Take advantage of CPHA organized trainings to integrate and maintain supply-chain to inaccessible Health Facilities.
- Remind OICs/SIC of timeliness of Monthly Reports as it is one of RAM's indicators.
- Requests by Health Workers the possibility of RAM Procuring Fansidar (Sulfadoxine/pyrimethamine) and distributing with ACTs/RDTs/Primaquines
- Maintenance of Stock-cards is still a challenge – ensure evidence of updated stock-cards before re-supply of RDT/ACTs
- Discuss with PDCO on Possibility of a circular to tackle the Diversion of Drugs Problem which is an ongoing issue- 50% of distributed ACTs/RDTs not reported and unaccounted for.
- CQI for all Districts in Q2-Q4 – Refresher on updated Treatment Protocols
- School Survey to be done in Q2 – Health Facility to take ownership of the program
- Officers from inaccessible Health Facilities travelling into POM should let our team know if the Facilities need Supplies and/ ANC nets so we can facilitate.
- World Malaria Day 25th April to be supported by CPHA

13. ACKNOWLEDGEMENTS

- I. Central Provincial Health Authority

- II. Rotary Against Malaria
- III. RAM – LLIN Team
- IV. National Malaria Control Program
- V. Diocese of Bereina - Catholic Health Services



Picture on the left Household Net Distribution in Doa – Kairuku



Supplies delivered to Tapini by Joe (RAM Driver) and Leon (LLIN Project Officer) to Tapini.
Pictured: Nursing Officer from Tapini and Joe



PMS explaining the importance of stock-card usage and how to maintain it with officers from Boregaina HC

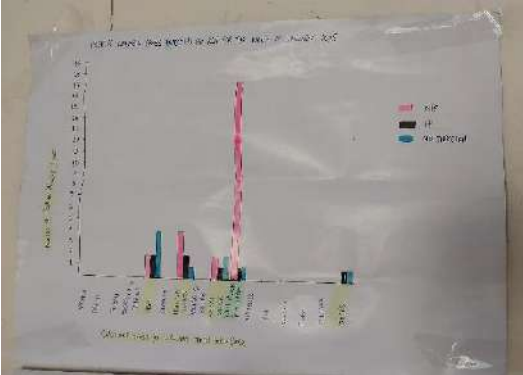


PMS courtesy visit to MO/OIC Kwikila HC before commencement of distribution in Rigo District

AREAS AFFECTED BY MALARIA WITHIN UPULIMA HEALTH Sub-Centre's CATCHMENT.

NAMES OF AREAS AFFECTED	POSITIVE MALARIA CASES			TOTAL NUMBER OF POSITIVE CASES
	MPF	PF	UNRESOLVED	
OISA	2	2	4	8
UPULIMA STATION	4	2	1	7
WIKIWI BLOCK	2	1	2	5
IMILA VILLAGE & BLOCK	17	1	1	19
OTHERS	1	1	1	2
				41

Note: All forms of all malaria cases have been confirmed by lab within the month of January, 2020.



Malaria Surveillance under Upulima Catchment. Pinned at the outpatient of the Health Facility



Program Vehicle bogged at Moreguina.
Assisted by Volunteers and Moreguina
Ambulance.