



**NATIONAL MALARIA CONTROL PROGRAM
ROTARIANS AGAINST MALARIA
QUARTER THREE FIELD TRIP REPORT CENTRAL PROVINCE
August 06th – September 06th 2024**



QUARTER THREE FIELD TRIP REPORT



Provincial Malaria Supervisor : Sylvia Kapin

Destination : Central Province

Date Travelled : 13.08.24-06.09.24

Type of documents attached: GDNs, Acquittals, Vehicle Log, HF Checklist

Other RAM Officers:

Salome Yaot (HMMO Central)

Bagu Bagu (Driver)

Accompanying Officer:

- **Mr. Albert Adilla (MLA Kwikila, Rigo)**
- **Mr. Waffa Miri (CHW – Kupiano)**

Purpose of Travel: Q3 Health Facility Supervisory Visit, distribution of RDTs/ACTs, ANC LLIN & Continuous Quality Improvement Training

PEOPLE MET WITH OR INFORMED:

- Dr. William Lagani – Director Public Health Central PHA
- Mr. Pana Rim – PDCO CPHA
- Mrs. Wendy Dunstan – District Health Coordinator Kairuku
- Mr. Villiwa Puana- CPHA PHIO
- Mr. McKenzie Kupo – District Health Coordinator Rigo
- Mr. Philip Vagi – District Health Coordinator Hiri-Koiari
- Mr. William Vagi – Rural Health Coordinator Diocese of Bereina
- Dr. Laiam Kirau – Medical Officer Abau District Hospital
- Mr. Heni Ricky – Executive Assistant to the CEO CPHA

OBJECTIVE

The purpose of this trip is to:

- Ensure availability of RDTs, ACTs, Primaquine, and ANC Nets in Health Facilities and all accounted for.
- Check Health Facility Malaria Registry/Antenatal Net Registers for data analysis
- Follow-up on e-NHIS report at Facility level
- Onsite Refresher training for Health Workers
- Ensure proper management of stock by maintaining the usage of stock-cards
- Conduct Continuous Improvement Initiative Training in the Districts

1. BACKGROUND INFORMATION OF CENTRAL PROVINCE



Map of Central Province – *Goilala District Development Blog*

Located at the southern end of Papua New Guinea, highlighting its significance. It is well known for its historical trek, the Kokoda Trail, which challenges the human spirit. The area features diverse landscapes such as jungle-covered mountains, vibrant coral reefs, and various nature reserves. Central Province is culturally rich and home to more than 269, 000 people as of the 2011 census. It consists of four districts: Abau, Goilala, Kairuku-Hiri, and Rigo. While Hiri Motu is commonly spoken, Tok Pisin is the dominant language in the capital city, Port Moresby.

All Districts are of accessible except for Goilala District. It is a remote and mountainous area, characterized by rugged terrain and challenging living conditions. The district is known for its natural beauty, including lush rainforests and rivers, but its remoteness also means that it has limited infrastructure and access to services. Agriculture, particularly subsistence farming, is the main livelihood for most of the people living in Goilala. The district faces challenges such as transportation difficulties, healthcare access, and educational services, but efforts are being made to improve the situation.

2. ACHIEVEMENTS

- Physically visited **28** Accessible Reporting Health Facilities, that is 96.6% coverage.
- CQI in Kairuku District – 21 Participants
- CQI in Abau – 15 HCW
- CQI in Rigo District – 13 Students and 26 HCWs
- There was no major stock out of RDTs, ACTs, PQ and ANC LLINs at all the Accessible Health Facilities
- Communication through Whatsapp for resupply avoiding stock-outs for more than a week
- Distributed a total of **750** ANC LLINs to Accessible Health Facilities visited
- A total of **736** ANC LLIN from Q1-Q2 have been accounted for (White receipts received)
- The decrease of Clinical Diagnosis reported compared to previous years.

3. SUMMARY OF SUPERVISORY VISIT

The Table shows the Accessible Health Facilities visited

Health Facility Visit Summary					
DATE	Health Facility	District	Date	Health Facility	District
13.08.24	Papa	Hiri	21.08.24	Yule Island	Kairuku
13.08.24	Porebada	Hiri	21.08.24	Agevairu	Kairuku
14.08.24	Sogeri	Hiri-Koiari	22.08.24	Veifa'a	Kairuku
14.08.24	PAU	Hiri-Koiari	22.08.24	Inawaia	Kairuku
14.08.24	Tubusereia	Hiri-Koiari	23.08.24	Bereina	Kairuku
15.08.24	Goldie	Hiri-Koiari	27.08.24	Hula	Rigo
16.08.24	Laloki Hospital	Hiri-Koiari	28.08.24	Kwikila Hospital	Rigo
16.08.24	Kuriva	Hiri-Koiari	29.08.24	Bam	Abau
16.08.24	Doa	Kairuku	29.08.24	Kupiano	Abau
19.08.24	Kanosia	Kairuku	30.08.24	Moreguina	Abau
20.08.24	Waima	Kairuku	31.08.24	Upulima	ABAU
20.08.24	Bakoiudu	Kairuku	04.09.24	KAK	Rigo
20.08.24	Kubuna	Kairuku	04.09.24	Boregaina	Rigo
04.09.24	Boku	Kairuku	04.09.24	Kokorogoro	Rigo

This shows above 80% coverage from quarter 1,2 and 3.

	Qtr 1	Qtr 2	Qtr 3
Total number HF's	42	41	42
Total Number Accessible	29	28	29
Total Number Reached	26	24	28
% Coverage (Accessible)	89.7	85.7	96.6
% Coverage (Total HF's)	61.9	58.5	66.7

4. ANTENATAL LLINS REPORT

After quarter-2 distribution 1 bale of ANC LLIN remained, it was given to PAU and 16 bales were provided by Logistics for Q3. A total of 750 ANC LLIN distributed to accessible facilities and 100 LLIN remained (2 bales)

Date	Health Centre	Person Receiving	Stock-in	Stock-out	Balance
					50
15.08.24	Received from RAM	Sylvia Kapin	800		850
14.08.24	PAU	Sr. Martin		50	800
20.08.24	Kubuna	Emily Bonna		50	750
20.08.24	Bakoiudu	Eric H Bauai		50	700
21.08.24	Agevairu	Jimmy Maiwa		50	650
22.08.24	Inawaia	Maria Asipali		50	600
22.08.24	Veifa'a	Yvonne Imamaeva		100	500
27.08.24	Moreguina	Joseph Tins		50	450
27.08.24	Hula	Gilford Kove		50	400
29.08.24	Kupiano	Wafa Miri		100	300
28.08.24	Kwikila	Albert Adila		100	200
05.09.24	Kwikila	Albert Adila		50	150
04.09.24	Boregaina	Sr. Rebecca		50	100
	TOTAL NETS DELIVERED TO HF				
			850	750	100




The ANC LLIN Accountability in the Central Province

This table shows collective results of all the white receipts received from the Health Facilities during quarterly visit and electronic copies received via whatsapp.

2024								
January	Feb	Mar	April	May	Jun	July	Aug	Sep
202	282	328	438	264	261	171	46	2

5. RDTS AND ACT SUPPLIES PROCURED REPORT

Pictured below is the Packing List – showing the three-month supply for Quarter-three distribution

											
PACKING LIST											
DESTINATION:	CENTRAL	SHIPPER:	RAM	CONSIGNMENT/WAYBILL NO.							
PACKAGING DATE:	25.07.2024	INVOICE NO.		ACTION OFFICER:	DIANAH YANDU						
				DATE:	26.07.2024						
CARTON #	NUMBER OF CARTONS	ITEM	QUANTITY PER CARTON	TOTAL QUANTITY	TOTAL IN BASIC UNITS	BATCH #	EXPIRY DATE	WEIGHT PER CARTON (Kg)	TOTAL WEIGHT (Kg)	VOLUME PER CARTON (m ³)	TOTAL VOLUME (m ³)
1 TO 26	26	RDT	50	1300	32,500	H006B009D	Sep-24		0		0
27 TO 28	2	ACT 12	18	36	1,080	HWE094015	Dec-26		0		0
29 TO 35	7	ACT 18	12	84	2,520	HWE104006	Dec-26		0		0
36 TO 61	26	ACT 24	12	312	9,360	HWE114005	Dec-26		0		0
62 TO 68	7	PQ	300	2100	210,000	211223	Nov-26		0		0
69 (MIX 1)	1	RDT	7	7	175	H006C003D	May-25		0		0
		ACT 12	15	15	450	HWE094015	Dec-26		0		0
		ACT 24	1	1	30	HWE114005	Dec-26				
70 (MIX 2)	1	RDT	6	6	150	H006C003	May-25		0		0
		ACT 18	9	9	270	HWE104006	Dec-26		0		0
71 (MIX 3)	1	RDT	3	3	75	H006C003	May-25				
		PQ	273	273	27,300	211223	Nov-26		0		0
TOTAL	71								0		0
TOTAL SUMMARY											
		ITEM	PACKETS	INDIVIDUAL UNITS	SOURCE (GF/GoPNG)						
No. of Cartons	71	RDT	1,316	32,900	test kits						
Weight (Kg)	0	ACT6	NOT SUPPLIED		blister pkts						
Volume (m ³)	0	ACT 12	51	1,530	blister pkts						
		ACT 18	93	2,790	blister pkts						
		ACT 24	313	9,390	blister pkts						
		PRIMAQUINE	2,373	237,300	tablets						

For Central Province, the buffer stock from Quarter-two catered to the re-supply of the high burden areas before the actual commencement of Quarter-three distribution.

6. DISTRIBUTION QUANTITY FOR EACH FACILITY

The table shows the quantity of ACTs/RDTs supplied to each Facilities and the dates supplied. There was a continuation of supply even after Q2 HF Visit and Distribution.

DATE	DESCRIPTION	RDT 25kits	ACT 6 30 blisters per box	ACT 12 30 blisters per box	ACT 18 30 blisters per box	ACT 24 30 blisters per box	PQ 7.5mg
08.07.24	Veifa'a (Inawi)	7	1	0	2	5	15
04.07.24	PAPA	5	0	1	0	1	0
09.07.24	Bereina – Kivori Poe	20	0	0	0	5	30
10.07.24	Bereina	5	1	0	0	14	30
10.07.24	Brown-Kuriva	5	0	1	0	1	18
26.07.24	Kubuna	62	0	3	2	4	20
26.07.24	Kanosia	50	0	0	4	4	20
26.07.24	Kuriva (Brown)	30	0	2	0	2	10
26.07.24	Veifa'a	100	0	2	4	6	20
26.07.24	Inawaia	50	2	4	3	6	10
26.07.24	Akufa	100	2	4	4	14	50
30.07.24	Kuriva	100	0	2	4	5	30
01.08.24	Kuriva (Kerea AP)	9	0	0	1	1	10
02.08.24	Kwikila Hospital	100	0	2	2	7	40
05.08.24	Boku	12	0	2	2	4	21
05.08.24	Agevairu	100	0	2	5	12	70
09.08.24	Kuriva (Brown)	0	0	0	0	1	0
13.08.24	Waima	50	0	2	5	6	55
13.08.24	PAPA	10	0	0	1	4	20
13.08.24	Porebada	15	0	1	1	2	10
14.08.24	Sogeri	40	0	1	2	7	50
14.08.24	PAU	15	0	0	0	4	30
14.08.24	Tubusereia	0	0	0	0	2	30
15.08.24	Goldie	15	0	1	1	4	30
16.08.24	Laloki Hospital	30	0	1	2	7	50
16.08.24	Doa	0	0	3	7	12	200
16.08.24	Kuriva	0	0	4	12	0	100
16.08.24	Bereina	100	0	3	6	19	200
19.08.24	RMC	6	1	0	0	2	10
19.08.24	Kanosia	50	0	1	2	0	20
19.08.24	Doa	50	0	0	0	12	0
20.08.24	Waima	0	0	2	2	5	50
20.08.24	Bakoiudu	50	0	1	2	5	40
20.08.24	Kubuna	50	0	0	0	5	0
21.08.24	Yule Island	20	0	0	0	2	50
21.08.24	Agevairu	50	0	2	1	4	20
22.08.24	Inawaia	50	0	0	4	15	110
22.08.24	Veifa'a	80	2	3	6	19	150

24.08.24	Kuriva	100	0	0	0	12	0
27.08.24	Moreguina	50	0	2	4	12	90
27.08.24	Hula	25	0	0	0	6	35
28.08.24	Sogeri	4	0	1	1	1	0
28.08.24	Kwikila	100	0	0	0	0	0
28.08.24	Boregaina	30	0	1	1	4	40
29.08.24	BAM Clinic	10	0	0	1	3	10
29.08.24	Kupiano	100	0	0	1	8	60
31.08.24	Upulima	10	2	0	0	2	10
04.09.24	KAK	5	2	1	0	1	10
04.09.24	Kokorogoro	10	2	0	0	3	0
04.09.24	Boku	30	2	2	0	3	30
02.09.24	Kuriva	2	0	0	0	1	0
10.09.24	Kuriva	0	2	0	0	7	30
20.09.24	Brown - Kuriva	7	0	0	0	1	40
24.09.24	Akufa	0	2	2	0	8	40

Despite not maintaining Stock-cards at Facility level, there is still continuous supply of RDTs and ACTs to the Facility in-between quarterly visit ensuring that there is no stock-outs at Facility level.

7. STOCK CARDS REPORT

Stock Management at Facility level is still an issue hence the introduction of stock cards is vital for ensuring there is re-supply before the Health Facility experiences stock-out. Health workers are encouraged and thought how to maintain stock-cards on every quarterly visit.

For this quarter, 11 out of the 28 Facilities visited have maintained their stock-cards. There is still a need for improvement. Doa clinic has done well in organizing and maintaining stock-cards for all their supplies, hoping all facilities make it a habit to update entries when removing supplies from their Pharmacies/Dispensaries.

1. Sogeri	2. Bereina
3. Doa	4. Bam
5. Kuriva	6. Kupiano
7. Kanosia	8. Moreguina
9. Agevairu	10. Kokorogoro
11. KAK	

8. HOME BASED MALARIA MANAGEMENT PROGRAM UPDATE

Currently no new trainings have been carried out. Only one CMV refresher was implemented in Kuriva catchment- a total of 30 CMVs attended; 18 Males & 12 Females.

The HMM Officer will implement one CMV Training in Rigo District in the next quarter. New CMVs will be trained under Boregaina, Kokorogoro and Boku catchments.



Right: *Photos from the CMV Training at Kerea Primary*



9. CONTINUOUS QUALITY INITIATIVE TRAINING FOR MALARIA

For this quarter, three CQIs were implemented in the three districts. A minimum of 2-3hours session.

- Kairuku 21 Participants at Bereina.

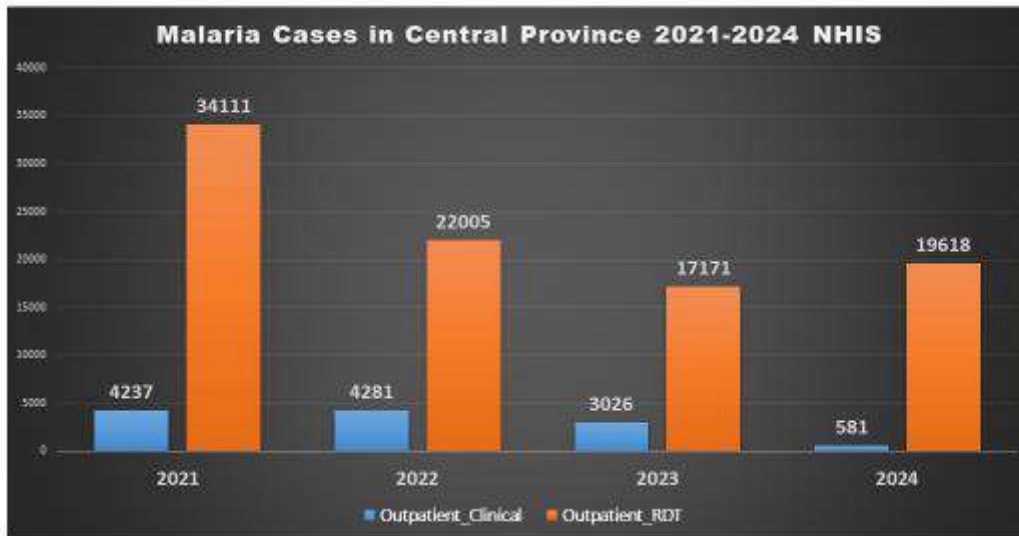
-Abau there were 15 Health Workers who attended at Kupiano

-Rigo a total of 39 Participants of which 13 are Nursing students

The Presentations include:

- Objective of the training
- Malaria Situation in PNG
- Malaria Diagnosis
- Malaria Treatment Protocol Update

- Malaria Information Collection Tools



The Trainings and continuous encouragement of Health Workers to avoid Clinical Diagnosis have shown a decrease in the **Outpatient** reports this year compared to previous years. From 3026 Clinicals (Jan-Dec) in Outpatient to 581 cases from – January to August, 2024. By the end of Quarter four, there should not be any clinical diagnosis reported unless and only there is stock-out of RDT.

10. NHIS MONTHLY REPORTS SUBMISSION Source: eNHIS (27.09.24)

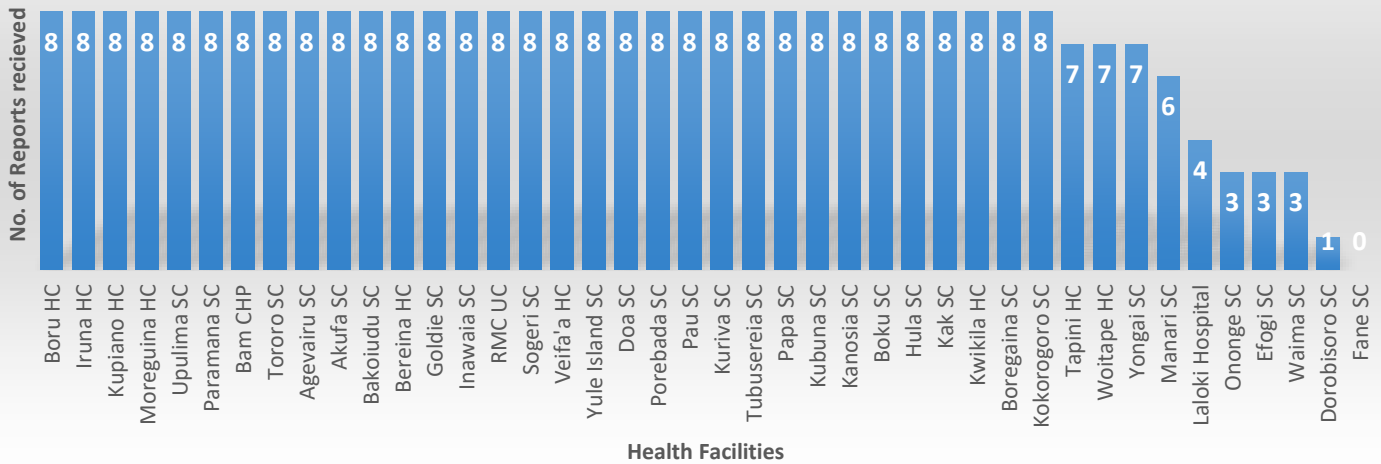
Code	Facility	No of reports	OUTPATIENT		INPATIENT		DEATHS		Slides Examined			RDT Examinations			
			Clinical	RDT	Clinical	RDT	Clinical	RDT	No. Exam	+ve %	+ve % falcip	No. Exam	+ve %	+ve % falcip	Failed
30101	Boru HC	2	1	3	0	0	0	0	0	0	0	35	8.8	5.7	0
30102	Inua HC	2	0	164	0	1	0	0	0	0	0	401	40.9	34.4	0
30103	Kupiano HC	2	13	39	5	8	0	0	0	0	0	96	42.7	36.5	0
30104	Moreguina HC	2	21	204	2	1	0	0	0	0	0	548	49.1	35.6	0.2
30105	Upulima SC	2	1	45	1	0	0	0	0	0	0	84	38.1	22.8	0
30106	Paramana SC	2	0	0	0	0	0	0	0	0	0	0	0	0	0
30107	Bani CHP	2	0	36	0	0	0	0	0	0	0	114	31.6	22.8	0
ABAU District		14	36	491	8	10	0	0	0	0	0	1278	42.6	32.5	0.1
30201	Fane SC	0	0	0	0	0	0	0	0	0	0	0	0	0	0
30203	Ononge SC	0	0	0	0	0	0	0	0	0	0	0	0	0	0
30204	Tapiri HC	1	0	24	4	0	0	0	0	0	0	65	36.9	33.8	0
30205	Wotapa HC	1	0	0	1	0	0	0	0	0	0	0	0	0	0
30206	Yongai SC	1	0	8	0	0	0	0	0	0	0	8	100	100	0
30207	Tororo SC	2	10	9	0	0	0	0	0	0	0	9	100	100	0
GOILALA District		5	10	41	5	0	0	0	0	0	0	82	50.0	47.6	0
30301	Agavaiu SC	2	0	343	0	5	0	0	0	0	0	550	60.5	42.5	0.2
30302	Akufa SC	2	0	665	0	4	0	0	1	100	100	821	81.6	73.8	0
30303	Bakokudu SC	2	0	79	0	0	0	0	0	0	0	124	63.7	50.0	0
30304	Bereina HC	2	0	711	0	8	0	0	2	50.0	50.0	1024	69.3	48.6	0
30305	Elogi SC	0	0	0	0	0	0	0	0	0	0	0	0	0	0
30306	Goldie SC	2	0	25	0	0	0	0	0	0	0	63	39.7	30.2	0
30307	Inawaia SC	1	0	132	7	2	0	0	0	0	0	249	53.0	39.0	0.4
30308	RMC UC	2	0	19	0	0	0	0	0	0	0	25	76.0	72.0	0
30309	Sogeri SC	2	0	306	0	1	0	0	0	0	0	569	54.0	34.8	1.1
30310	Vaitua HC	2	0	588	6	13	0	0	0	0	0	979	60.1	47.9	0.1
30311	Walua SC	1	0	174	0	0	0	0	0	0	0	238	73.1	61.3	0
30312	Yule Island SC	2	0	51	0	2	0	0	0	0	0	115	44.3	31.3	0
30313	Doa SC	2	0	352	0	0	0	0	1	0	0	705	49.9	32.1	0.1
30314	Pirebada SC	2	0	2	0	0	0	0	0	0	0	19	10.5	5.3	0
30315	Pau SC	2	2	78	0	0	0	0	0	0	0	222	35.1	14.4	0
30316	Kuriva SC	2	3	292	0	0	0	0	0	0	0	376	78.2	63.0	0.3
30317	Lalaki Hospital	1	0	0	0	0	0	0	0	0	0	0	0	0	0
30318	Tubuseria SC	2	0	26	0	0	0	0	0	0	0	72	38.9	18.1	0
30319	Papa SC	2	0	40	0	1	0	0	0	0	0	164	24.4	15.9	0.6
30320	Kubuna SC	2	0	179	0	0	0	0	0	0	0	331	54.7	40.2	0.3
30321	Karosaia SC	2	0	253	0	3	0	0	0	0	0	508	49.8	35.4	0.2
30322	Manari SC	1	0	6	0	0	0	0	0	0	0	6	100	100	0
KAIRUKUHIRI District		38	5	4326	13	39	0	0	4	50.0	50.0	7160	60.4	45.2	0.2
30401	Boku SC	2	3	143	0	0	0	0	0	0	0	212	67.5	49.5	0
30402	Darobisoro SC	0	0	0	0	0	0	0	0	0	0	0	0	0	0
30403	Hula SC	2	0	11	0	0	0	0	0	0	0	36	30.6	30.6	0
30404	Kak SC	2	0	1	0	0	0	0	0	0	0	33	3.0	3.0	0
30405	Karikila HC	2	0	158	2	5	0	0	0	0	0	526	29.8	16.5	1.3
30406	Buregaine SC	2	0	132	0	8	0	0	0	0	0	285	47.0	32.8	0
30407	Kokorogoro SC	2	1	106	0	0	0	0	0	0	0	258	43.0	36.0	0.4
RIGGO District		12	4	549	2	11	0	0	0	0	0	1350	41.3	28.9	0.6
Central Province		69	55	5407	26	60	0	0	4	50.0	50.0	9870	55.4	41.3	0.2

From the extract. Moreguina recorded the highest number of outpatient clinical from this quarter followed by Kupiano. Clinical Diagnosis is discouraged, hence looking forward to improvements in the future. Inawaia had 7 inpatient Clinicals – despite having consistent supplies of RDTs/ or ACTs in-between quarterly visits.

ENHIS Monthly Reports –Data Quality Report June to September 2024

NHIS Monthly Report Submission for Central Province from Jan-September 2024

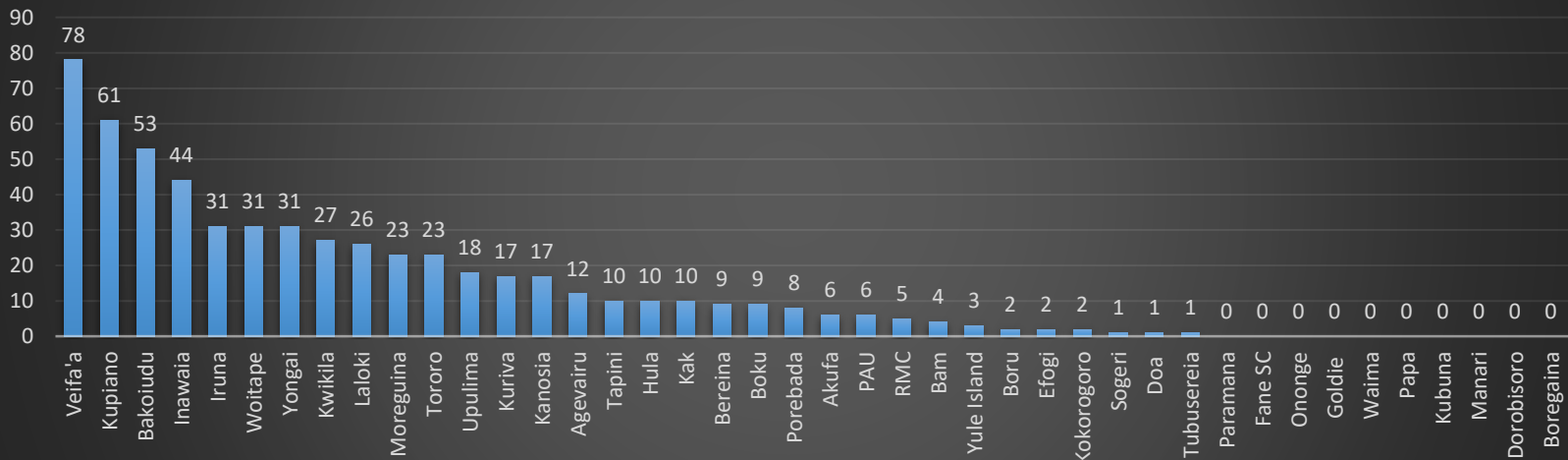
Source: eNHIS 09/10/24



Due to this being one of RAM's indicator, officers are encouraged to submit Monthly Reports in a timely manner during our quarterly visits and distribution. Hopefully there is 75% and above in the coming quarter. Every Facilities have their own challenges hence we can only encourage and remind officers of timely and quality reporting.

Clinical Diagnosis Reported January-December 2024

Clinically Diagnosed Malaria Cases in Central Province from January-September 2024 Source: NHIS 08/10/24

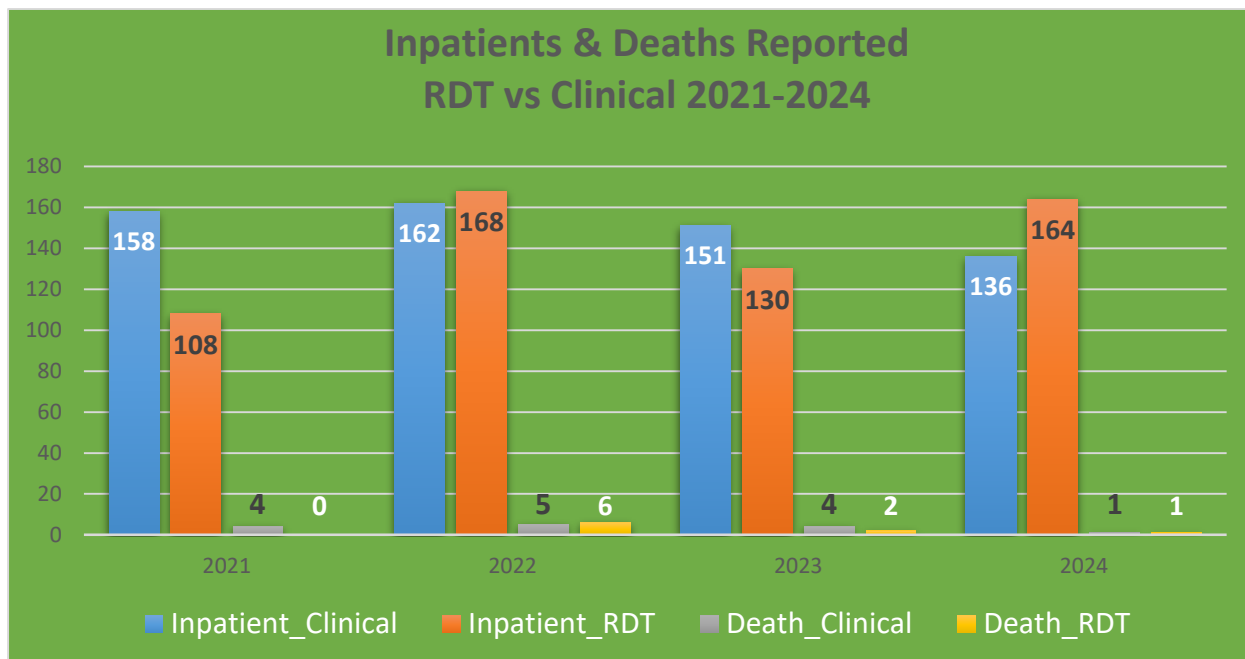


11. FINDINGS AND OBSERVATIONS

- 26 Cartons of RDTs received from AMS with an expiry date of **13.09.24** were given to Central Province Team for distribution-limited time to use before they are discarded
- 11 of the 29 Health Facilities (visited) have updated and maintained their Stockcards
- Bakoiudu had a stock-out of almost a week before the team visited the Facility and re-stocked
- Increased cases from Veifa'a catchment hence supplies sent to AidPosts as well but the reporting Facility is not updating their stock-cards. Despite having a high consumption rate- No one attended the CQI at Bereina.
- KAK not recording RDT-Negative cases in the tablet – Health Facility Register
- Kokorogoro staff expresses concern of Malaria cases from hard-to-reach villages in their catchment – hence having CMVs in those areas will help a lot.
- Laloki Hospital inconsistent with their reporting
- [CM_2a] Over-reporting of ACTs as shown below, Denzel (RMC Western) and I visited the PHIO and identified that extra ACTs were from the 'inpatient'. And a few were errors which the PHIO cleared and also (for Sogeri the extra 1 was error made by the PHIO).

		Number of positive Microscopy Tests	Number of positive RDT Test	Total Positives RDT & Microscopy	Total ACTs given	Total ACTs over reported
August 2024						
Kupiano HC	ABAU	0	24	24	29	5
Agevairu SC	KAIRUKU/HIRI	0	115	115	118	3
Akufa SC	KAIRUKU/HIRI	0	286	286	288	2
Kwikila HC	RIGO	0	50	50	52	2
Papa SC	KAIRUKU/HIRI	0	13	13	14	1
July-July 2024						
Veifa'a HC	KAIRUKU/HIRI	0	299	299	309	10
Tapini HC	GOILALA	0	24	24	28	4
Boregaina SC	RIGO	0	98	98	102	4
Kwikila HC	RIGO	0	107	107	110	3
Yule Island SC	KAIRUKU/HIRI	0	37	37	39	2
Inawaia SC	KAIRUKU/HIRI	0	132	132	133	1
Sogeri SC	KAIRUKU/HIRI	0	267	267	268	1

- Hard-to-Reach Facilities (Goilala District) did not receive Q3 supplies due to less current stock after distribution to accessible facilities and the RDTs supplied had a duration of usage less than two weeks. **(Expiry Date: 13.09.24)**



- As shown in the graph above there has been a gradual decline in the deaths reported. In 2024, 1 **Clinical Death** reported from **Kwikila** in the month of **May**, and 1 **RDT-Confirmed Death** reported from **Inawaia** in the month of **January**.

12. RECOMMENDATIONS

- Ensuring all staff is aware of all treatment protocols during quarterly visits (onsite training)
- Maintain good communication with the Provincial Health Information Officer for data quality purpose
- Take advantage of CPHA organized trainings to integrate and maintain supply-chain to inaccessible Health Facilities.
- Remind OICs/SIC of Monthly Reports as it is one of RAM's indicators.
- Requests by Health Workers the possibility of RAM Procuring Fansidar (Sulfadoxine/pyrimethamine) and distributing with ACTs/RDTs/Primaquines
- Moving forward, training CMVs in the hard-to-reach villages within accessible Health Facilities' catchment.
- Working closely with the PHIO to clear errors in the coming Months for [CM_2a] over-reporting of ACTs.
- Increase Supplies

13. ACKNOWLEDGEMENTS

1. Central Provincial Health Authority
2. Rotary Against Malaria
3. National Malaria Control Program
4. Diocese of Bereina - Catholic Health Services

Quarter 3 Photos



Health Workers from Abau District Health Facilities



Participants from Rigo District - Kwikila District Hospital



Participants from Kairuku District – Bereina Health Centre



Porebada HF Visit 13.08.24



Nrs. Kaiviti doing stock-count



Yule Island HF Visit – 21.08.24





Stock-cards maintained at Kupiano



CQI at Kupiano – Demonstration of mixing Artesunate and administering by Mr. Miri




Data not entered in the tablet



Tablet check at Kokorogoro HC with staff



Opening Remarks by DHM – CQI Rigo



NHIS Presentation by PMS at Kupiano District Hospital.

