

## Gulf Province Q3 visit

Date: 13<sup>th</sup> August – 21st August 2024

Purpose of the Trip: Quarter 3 HF visit, malaria drugs distributions and onsite trainings

Gulf Province currently has 21 registered and functioning reporting facilities and is made up of 2 districts, the Kerema District and the Kikori Districts. Kerema districts has 15 functional registered facilities. 5 of the facilities are inaccessible and the remaining 10 facilities are accessible by road and river.

Kikori district on the other has 6 functional reporting facilities. These facilities can be visited if there is a regular flight in and out of Kerema and also if the sea is not rough. Often there are no flights and the unpredicted sea currents prohibits the team from visiting the facilities on a quarterly basis.

This quarter visit was scheduled from 13<sup>th</sup> August to the 20<sup>th</sup> of August. The planned trip was to visit only Kerema district facilities. All the quarter 3 ACTs/RDTs were delivered to almost all of the accessible facilities in Kerema district 2 weeks before my visit.

Due to no flights going into Kikori district as well as rough sea, no visit was done to this district, however Q3 supplies of ACT/RDTs and ANC bales were consigned respectively.

- Ihu SC and Orokolo SC: The facility staffs picked up the supplies in town. RAM met the freight, fuel and carrier cost to ensure the supplies reach the facility on time as both facilities reported nil stock of ACTs for almost a month. Due to bad weather, the facility staffs were unable to travel sooner by boat to collect the supplies. Both facility staff had to take 2 different routes for 2 -3 days to reach Kerema town.
- For Kikori HC, Baimuru HC, Karauti SC, and Kapuna HC, the Q3 supplies were consigned through Tropic Air flight on the 20<sup>th</sup> of August for a chartered flight on the 23<sup>rd</sup> of August. However, the supplies were never airlifted as scheduled. The District Health Manager for Kikori District Mr. Timothy Ananias has taken on the responsibility to facilitate the distribution of these Q3 supplies as he travels by dingy from Kerema to Kikori station. This has scheduled for the 5<sup>th</sup> of September.
- The 5 inaccessible facilities in Kerema district (Bema SC, Hawabango SC, Kaintiba HC, Kamina HC, Kanabea SC) are all fly out facilities and therefore the Q3 supplies have been sent to Area Medical Store (AMS) to assist facilitate the distribution.

### Findings during the visit

- 1) Kerema Hospital: Facility is accessible because it is just in town next to PHA office. During the visit, COPD, AOPD and Pharmacy was visited but laboratory unfortunately was not visited due to power outage during the week which resulted in officer not available during the time of the visit.
  - Pharmacy: well-kept with drugs stored neatly on the shelves with each stock card displayed next to drugs. Sufficient stock of antimalarial available for the remaining 1 month. Nil injectable available. Pharmacist was available and attended to the team
  - Children's Outpatient (COPD): Unit manager was available during the team's visit. Malaria registers are well kept and updated during each patient consultation. ENHIS tablet is working and updated on a daily/weekly basis depending on the work load and man power.
  - Adult Outpatient (AOPD): Team visited the department. Only one staff was available and attended to the team. The malaria registers obviously are not updated on a regular basis and it does not reflect the number of RDTs used. This is an ongoing issue and was confirmed by the attending

Reported by Brenda Fisaura – RMC

officer as well. Both HMMO officer and I discuss with the officer and emphasis again on maintaining the registers.

- No ANC service is provided as the service is provided by the Urban clinic which is a walking distance away from the hospital.
- 2) Kerema Urban Clinic: Team visited the facility and spoke to 3 attending officers on duty. Malaria registers are well kept and clinic continues to support the CMVs under its catchment. Sufficient ACTs/RDTs were available during the visit as well as ANC nets. All reporting tools well-kept and the ENHIS tablet is also working and daily entries are done on a daily or weekly basis depending on the workload and man power.
  - 3) Murua SC: Sufficient stock of ACT, RDTs, Primaquine as well as ANC nets available. No stock card available to verify if it has been updated as the attending officer is not aware if the stock cards are being used. All reporting tools are kept in order and facility is using the ENHIS to do monthly reports. It is working.
  - 4) Malalaua HC:
    - Malaria register well kept
    - ANC LLIN register book not updated
    - Functional laboratory, however no MPS is conducted
    - ENHIS tablet working
    - Sufficient stock of ACTs and RDTs available.
    - No ANC nets. Team supplied on current visit
    - Refresher done with few staffs available on updated treatment protocol
  - 5) Putei SC:
    - ENHIS tablet working
    - Stock card available and maintained. New cards issued
    - Nil stock of ACTs 2 weeks ago prior to visit. Q3 stock supplied upon Q3 visit
    - All reporting tools are updated,
    - ANC LLIN stock available
  - 6) Terapo SC
    - ENHIS Tablet is working without any issues.
    - All malaria reporting tools are well updated and kept.
    - Sufficient stock of ACTs, RDTs, ANC LLIN and Primaquine available
    - Officers are well aware of the malaria treatment protocol
    - Nil stock of malaria injectable.
    - Well updated stock cards
  - 7) Koaru SC
    - Nil stock of ACT12 and 24 during the visit
    - Nil stock of ANC nets, Fansidar and malaria injectable
    - ENHIS tablet working
    - All malaria reporting tools well updated together with stock cards
    - Issued ANC LLIN and Q3 RDTs and ACTs during this visit
  - 8) Kukipi HC
    - Sufficient stock of ANC nets as well as all antimalarial except for injectable.

- ENHIS table is working well and being utilized for reporting
- Malaria registers are kept up to date
- ANC LLIN register book not completed well
- Stock cards are not maintained. Only 2 staffs mending the facility and unable to maintained everything

## **DISTRIBUTION**

Tabled below is the quantities of malaria commodities packed and distributed to each facility for quarter 3.

| Health Facility | Health Facility Type | RDTs (30) | ACT6 (30) | ACT12 (30) | ACT18 (30) | ACT24 (30) | Primaquine (100) |
|-----------------|----------------------|-----------|-----------|------------|------------|------------|------------------|
| Bema            | SC                   | 47        | 3         | 5          | 3          | 8          | 80               |
| Hwabango        | SC                   | 35        | 2         | 4          | 2          | 6          | 59               |
| Iokea           | HC                   | 200       | 11        | 21         | 14         | 35         | 353              |
| Kaintiba        | HC                   | 22        | 1         | 2          | 3          | 4          | 41               |
| Kamina          | HC                   | 55        | 3         | 6          | 4          | 10         | 101              |
| Kanabea         | HC                   | 73        | 4         | 8          | 5          | 13         | 131              |
| Kerema          | Hospital             | 0         | 0         | 0          | 0          | 0          | 0                |
| Koaru           | SC                   | 64        | 4         | 8          | 5          | 14         | 137              |
| Kukipi          | HC                   | 56        | 3         | 6          | 5          | 11         | 111              |
| Lese Avihara    | SC                   | 0         | 0         | 0          | 0          | 0          | 123              |
| Malalaua        | HC                   | 0         | 0         | 0          | 0          | 0          | 134              |
| Murua           | SC                   | 66        | 4         | 7          | 5          | 12         | 122              |
| Putei           | SC                   | 35        | 3         | 4          | 2          | 5          | 54               |
| Terapo          | SC                   | 85        | 5         | 9          | 6          | 14         | 146              |
| Kerema          | UC                   | 78        | 5         | 9          | 6          | 14         | 146              |
| Baimuru         | HC                   | 90        | 5         | 10         | 6          | 16         | 161              |
| Ihu             | HC                   | 70        | 4         | 8          | 5          | 12         | 125              |
| Kapuna          | HC                   | 90        | 6         | 10         | 7          | 16         | 167              |
| Karauti         | SC                   | 20        | 1         | 2          | 1          | 3          | 30               |
| Kikori          | HC                   | 50        | 2         | 3          | 2          | 6          | 57               |
| Orokolo         | SC                   | 69        | 4         | 7          | 5          | 12         | 122              |

Note: Facilities highlighted in Blue were not distributed with new supplies as the facilities travelled earlier into Port Moresby and picked up the supplies themselves.

### **ENHIS Monthly Reports**

Tabulated below is the eNHIS monthly reporting for the first 7 months of this year.

| district | hf_name         | hf_open | months | days_oic | days_phio | avgdays_oic | avgdays_phio | rep_submit | rep_signed_off | complet_oic | complet_phio |
|----------|-----------------|---------|--------|----------|-----------|-------------|--------------|------------|----------------|-------------|--------------|
| KEREMA   | Bema SC         | 7       | 7      |          |           | 30          | 0            | 7          | 7              | 100         | 100          |
| KEREMA   | Hawabango SC    | 7       | 7      |          |           | 28          | 0            | 7          | 7              | 100         | 100          |
| KEREMA   | Iokea SC        | 7       | 7      |          |           | 13          | 6            | 7          | 7              | 100         | 100          |
| KEREMA   | Kaintiba HC     | 7       | 7      |          |           | 12          | 1            | 3          | 3              | 43          | 43           |
| KEREMA   | Kamina HC       | 7       | 7      |          |           | 22          | 0            | 7          | 7              | 100         | 100          |
| KEREMA   | Kanabea HC      | 7       | 7      |          |           | 7           | 2            | 7          | 7              | 100         | 100          |
| KEREMA   | Kerema HO       | 7       | 7      |          |           | 26          | 12           | 5          | 5              | 71          | 71           |
| KEREMA   | Kerema UC       | 7       | 7      |          |           | 2           | 2            | 7          | 7              | 100         | 100          |
| KEREMA   | Koaru SC        | 7       | 7      |          |           | 12          | 3            | 6          | 6              | 86          | 86           |
| KEREMA   | Kukupi HC       | 7       | 7      |          |           | 14          | 1            | 7          | 7              | 100         | 100          |
| KEREMA   | Lese Avihara SC | 7       | 7      |          |           | 12          | 3            | 7          | 7              | 100         | 100          |
| KEREMA   | Malalaua HC     | 7       | 7      |          |           | 6           | 4            | 7          | 7              | 100         | 100          |
| KEREMA   | Murua SC        | 7       | 7      |          |           | 2           | 3            | 7          | 7              | 100         | 100          |
| KEREMA   | Putei SC        | 7       | 7      |          |           | 6           | 4            | 7          | 7              | 100         | 100          |
| KEREMA   | Terapo SC       | 7       | 7      |          |           | 1           | 3            | 7          | 7              | 100         | 100          |
| KIKORI   | Baimuru HC      | 7       | 7      |          |           | 2           | 3            | 7          | 7              | 100         | 100          |
| KIKORI   | Ihu HC          | 7       | 7      |          |           | 15          | 1            | 6          | 6              | 86          | 86           |
| KIKORI   | Kapuna HC       | 7       | 7      |          |           | 1           | 3            | 7          | 7              | 100         | 100          |
| KIKORI   | Karauti SC      | 7       | 7      |          |           | 14          | 3            | 7          | 7              | 100         | 100          |
| KIKORI   | Kikori HC       | 7       | 7      |          |           | 3           | 2            | 7          | 7              | 100         | 100          |
| KIKORI   | Orokolo SC      | 7       | 7      |          |           | 8           | 3            | 6          | 6              | 86          | 86           |

- Expected overall number of reports for the past 7 months that is supposed to be submitted is 147. From the ENHIS only 138 monthly NHIS reports were submitted to PHIO and was approved and uploaded.
- For the past 7 months
  - 9 facilities only have been submitting their monthly NHIS reports on time (i.e. between 1<sup>st</sup> to 7<sup>th</sup> of the new reporting month) These facilities include Kanabea HC, Kerema UC, Malalaua HC, Murua SC, Putei SC, Terapo SC, Baimuru HC, Kapuna HC and Kikori HC
  - Missing monthly NHIS reports not submitted from facilities from January to July include
    - January: Kaintiba HC and Koaru SC
    - February: Kaintiba HC
    - March: Kaintiba HC
    - June: Kerema Hospital
    - July: Kerema Hospital, Ihu HC and Orokolo SC

### **Continuous Quality Improvement training (CQI) on Malaria**

During this quarter 3 visit, the team was privileged to be given an opportunity to run the CQI training for 30 -45mins by the Expanded Program on Immunization team (EPI) both from NDOH and Provincial based. The EPI team was conducting a training which commenced on the 19<sup>th</sup> to the 23<sup>rd</sup> of August and the malaria team was given the opportunity on the 20<sup>th</sup> August from 4pm to 5pm to conduct the CQI session. Attended were all OICs from Kikori district as well as Kerema district. The team presented on

- Malaria burden in PNG and the burden in Gulf Province over a six-year period (2018 -2023)
- Gulf datas projected over the six-year period include
  - Total clinical vs Total RDT confirmed cases
  - Total Malaria RDT confirmed deaths vs Malaria Clinical diagnosed deaths
  - Total MPS performed vs Total MPS Malaria confirmed cases
  - Total NHIS monthly reports expected each year vs Total NHIS reports received for the year
- Miss-reporting of data (Also correct malaria reporting tools used for reports)
- Timeliness and completeness of reporting (emphasis on capturing CMVs and Aid Post data)
- Emphasis on no clinical diagnosis and only RDT confirm treatment
- Updated treatment protocol.



HMMO introduced the team at the start & the session

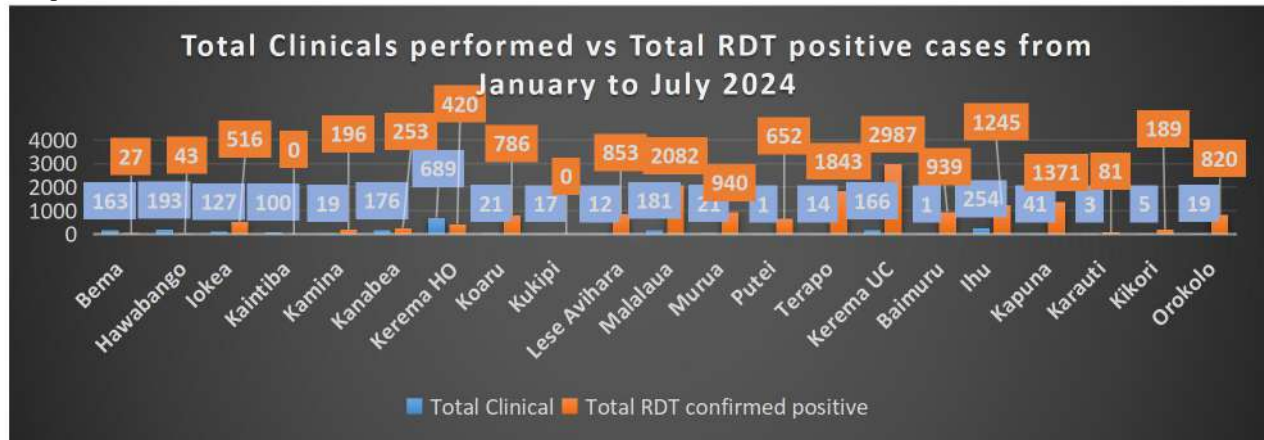


RMC conducted the CQI training

## ENHIS DATA

Graphs below projects data for the months of January to July 2024 (source: ENHIS dated 28/08/24 16:03:08)

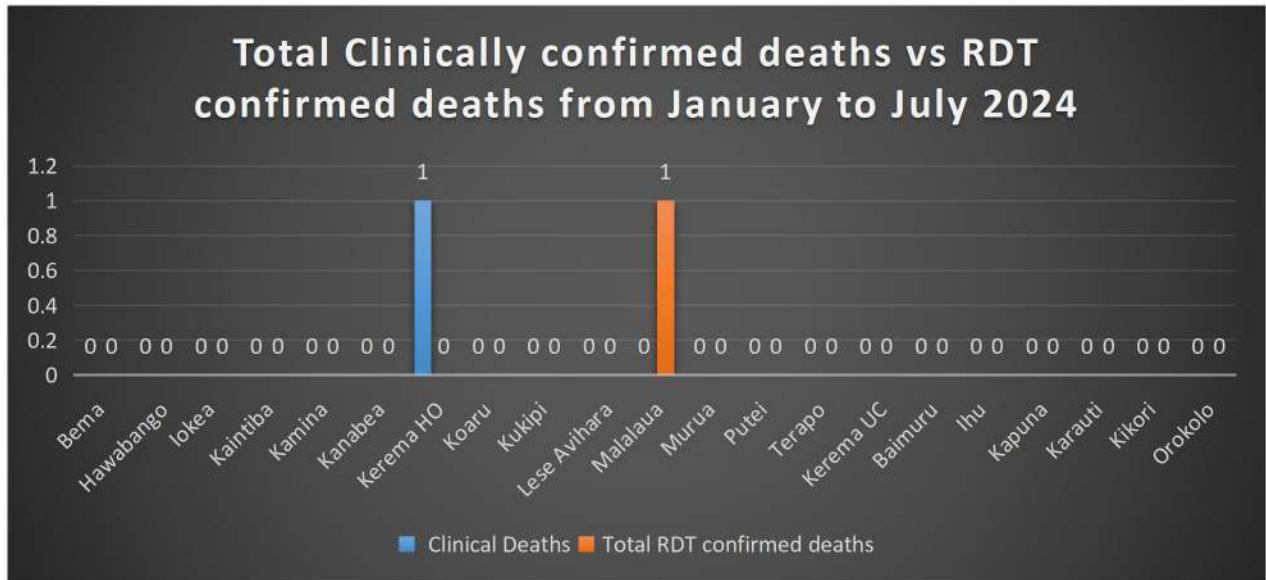
Graph1:



- Kerema Hospital is treating more clinical cases then RDT confirmed cases despite having sufficient RDT stock available as well a laboratory that performs MPS.
- Kaintiba HC has been doing clinical diagnosis only without RDT confirmed cases
- Kukipi SC as well with clinically treated cases only without RDT confirmed cases

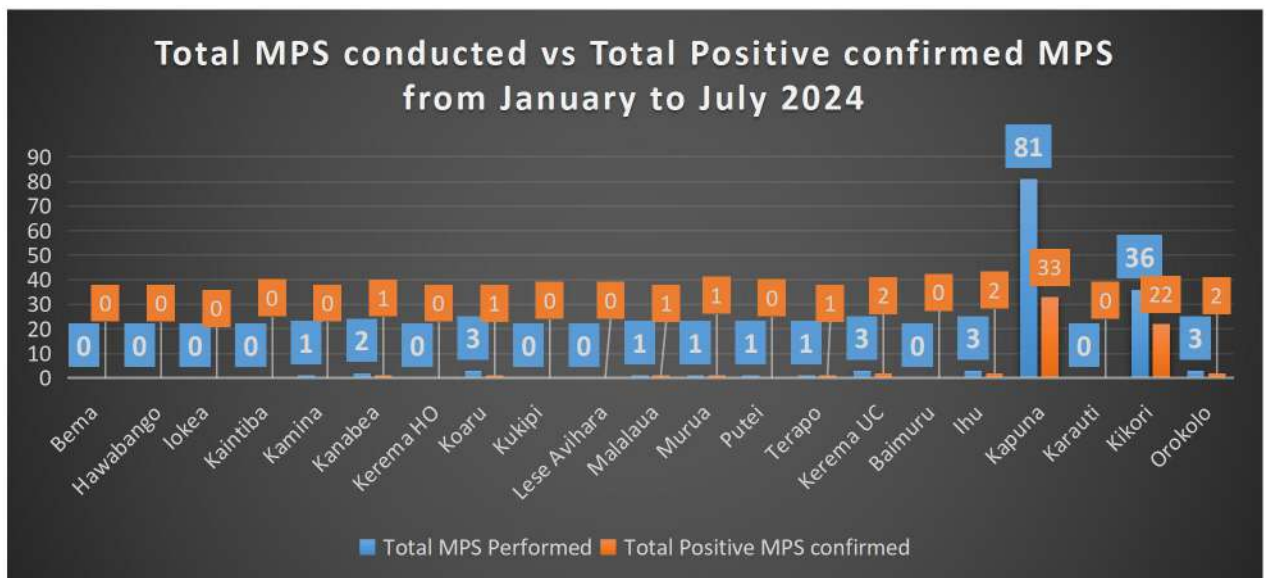
Reported by Brenda Fisaura – RMC

Graph 2.



- Only one confirmed malaria death in the past 7 months reported
- The datas projected showed less malaria deaths. Seems most cases are treated at the earliest.

Graph 3.



- There are only 4 registered facilities that have functional laboratory and performs MPS. These are Kikori HC, Kapuna HC, Kerema Hospital and Malalaua HC.

- However, from the data projected there is still miss-reporting taking place. Facilities that do not have laboratory have MPS data captured under their facilities e.g.: Kamina SC, Kanabea SC, Koaru SC, Murua SC, Putei HC, Terapo SC, Kerema Urban, Ihu HC and Orokolo SC.
- Kapuna HC and Kikori HC are performing more MPS than Kerema Hospital. Kerema Hospital has no record of MPS done in the past 7 months of this year.

### **ISSUES/CHALLENGES IDENTIFIED**

- Facilities still reporting clinical when RDTs are available
- Miss reporting of data very obvious still
- Inaccessible facilities running out of supplies for more than a month due to no flights en-routing through those catchment areas and also rough seas result in no local PMV boats running.

### **RECOMMENDATIONS/WAY FORWARD**

- Minimize ACT supplies to facilities conducting clinical diagnosis and also supply more RDTs to ensure RDT supply is readily available for constant testing before treatment
- Team to work with PHIOs to guide OICs to verify monthly NHIS data before submitting.
- Increase supply to the inaccessible facilities to avoid stock outs due to no steady flights.

### **ACKNOWLEDGEMENT**

The team would like to thank the following for the success of this quarter 3 visit;

- Mr. Gabriel of Terapo HC for assisting the team to visit Koaru, Kukipi and Putei. No major obstacles were faced
- Mr. Joseph Joe (HMMO) for working alongside Malaria Coordinator and ensuring the quarterly visit was completed on time without delay.
- The Acting CEO Mr. Magaru for sparing his time to have a chat with the team
- The Expanded Program on Immunization team (EPI), both from NDOH and Provincial based for allocating an hour for the malaria team to conduct CQI training on Malaria.
- And all the OICs and staffs of facilities visited who were present and attended to the team during this quarter 3 visit.

Inserted are few pictures from the trip



HMMO Joseph going through the use of stock cards-  
at Putei HC



Consignment of Q3 supplies at Tropic Air office –Kerema



Carriers tracking to Ihu HC with Q3 suppliers



RMC Brenda with Malalaua staffs discussing issues found



RMC with staffs at Kerema Urban clinic



HMMO Joseph discussing the CMVs stock sheet book with  
Koaru SC staffs

Thankyou

Reported by Brenda Fisaura – RMC