



**NATIONAL MALARIA CONTROL PROGRAM
ROTARIANS AGAINST MALARIA
QUARTER TWO FIELD TRIP REPORT CENTRAL PROVINCE
November 05th – December 03rd 2024**



QUARTER FOUR FIELD TRIP REPORT

Provincial Malaria Supervisor : Sylvia Kapin

Destination : Central Province

Date Travelled : 05.11.24-06.12.24

School Surveys 11.10.24(Kamali) 16.11.24(Wama) 17.11.24(Kubuna)

Type of documents attached: GDNs, Acquittals, Vehicle Log, HF Checklist

Other RAM Officers:

Bagu Bagu (Driver)

Joe Ure (Driver)

Accompanying Officer:

- **Mr. Albert Adilla (MLA Kwikila, Rigo)**
- **Mr. Waffa Miri (CHW – Kupiano)**

Purpose of Travel: Q4 Health Facility Supervisory Visit, distribution of RDTs/ACTs, ANC LLIN & Continuous Quality Improvement Training

PEOPLE MET WITH OR INFORMED:

- **Dr. William Lagani – Director Public Health Central PHA**
- **Mr. Pana Rim – PDCO CPHA**
- **Mrs. Wendy Dunstan – District Health Coordinator Kairuku**
- **Mr. Villiwa Puana- CPHA PHIO**
- **Mr. McKenzie Kupo – District Health Coordinator Rigo**
- **Mr. Philip Vagi – District Health Coordinator Hiri-Koiari**
- **Mr. William Vagi – Rural Health Coordinator Diocese of Bereina**

- Dr. Laiam Kirau – Medical Officer Abau District Hospital
- Mr. Heni Ricky – Executive Assistant to the CEO CPHA

OBJECTIVE

The purpose of this trip is to:

- Ensure availability of RDTs, ACTs, Primaquine, and ANC Nets in Health Facilities and all accounted for.
- Check Health Facility Malaria Registry/Antenatal Net Registers for data analysis
- Follow-up on e-NHIS report at Facility level
- Onsite Refresher training for Health Workers
- Ensure proper management of stock by maintaining the usage of stock-cards
- School Survey Phase-Two

1. BACKGROUND INFORMATION OF CENTRAL PROVINCE



Central Province, located in the southern region of Papua New Guinea, surrounds the National Capital District and covers an area of approximately 29,500 square kilometres. The province is divided into five districts; Abau, Goilala, Kairuku, Rigo and Hiri-Koiari, each with district geographical and cultural characteristics. With a population of around 300,000 people, the province is home to diverse indigenous communities, many of whom rely on subsistence agriculture, fishing, and small-scale trade.

It is home to the Hiri Moale Festival, which celebrates the ancient trading voyages of the Motu People using traditional lakatoi canoes. The province is known for its picturesque beaches, such as those in the Aroma Coast, and its Scenic mountainous landscapes, including the rugged Goilala region. Additionally, Central Province is recognized for producing some of Papua New Guinea's finest betel-nut, which is widely traded across the country. Its close ties to Port Moresby make it an important region for both tradition and modern development.

2. ACHIEVEMENTS

- Physically visited **20** Accessible Reporting Health Facilities, that is 70% coverage.
- There was no major stock out of RDTs, ACTs, PQ and ANC LLINs at all the Accessible Health Facilities
- Over-reporting of ACTs sorted out with the PHIO. Highest recorded was 20 from Kwikila which was of human error. Majority are below 6 and the differences were from inpatient.
- Communication through Whatsapp for resupply avoiding stock-outs for more than a week
- Distributed a total of **1100** ANC LLINs to Health Facilities and 750 Nets to Kwikilia High School and 300 Nets to Mainohana High School.
- A total of **736** ANC LLIN from Q1-Q2 have been accounted for (White receipts received)
- Only 2 Clinical Diagnosis reported in this quarter

3. SUMMARY OF SUPERVISORY VISIT

The Table shows the Accessible Health Facilities visited

Health Facility Visit Summary					
DATE	Health Facility	District	Date	Health Facility	District
05.11.24	Kuriva	Hiri	13.11.24	Bereina	Kairuku
05.11.24	PAU	Hiri	13.11.24	INAWAIA	Kairuku
05.11.24	Sogeri	Hiri-Koiari	14.11.24	Waima	Kairuku
08.11.24	GOLDIE	Hiri-Koiari	25.11.24	PAPA	HIRI
12.11.24	KANOSIA	Hiri-Koiari	25.11.24	POREBADA	HIRI
12.11.24	DOA	Hiri-Koiari	26.11.24	HULA	RIGO
12.11.24	Agevairu	Hiri-Koiari	27.11.24	BOREGAINA	RIGO
13.11.24	Bakoiudu	Hiri-Koiari	27.11.24	KWIKILA	RIGO
13.11.24	Kubuna	Kairuku	03.12.24	TUBUSEREA	HIRI

This shows above 60% coverage for quarter 4

	Qtr 1	Qtr 2	Qtr 3	Qtr 4
Total number HF's	42	41	42	42
Total Number Accessible	29	28	29	29
Total Number Reached	26	24	28	20
% Coverage (Accessible)	89.7	85.7	96.6	69.0

% Coverage (Total HFs)	61.9	58.5	66.7	47.6
------------------------	------	------	------	------

4. ANTENATAL LLINS REPORT

DATE	DELIVERY TO HEALTH CENTRE	PERSON RECEIVING GOODS	STOCK IN	STOCK OUT	BALANCE	COMMENTS
29.10.24	PAU Clinic	Joel Kaulei		100	0	0
01.11.24	RECEIVED FROM RAM	Sylvia Kapin	400		400	400
12.11.24	Agevairu HC	Mary Aiso		50	350	350
13.11.24	Inawaia HC	Lillian Fossy		50	300	300
15.11.24	Veifa'a HC	Sr. Narol		100	200	200
15.11.24	Akufa	John Koi		50	150	150
21.11.24	Kupiano	Dr. Kirau		150	0	0
22.11.24	RECEIVED FROM RAM	Sylvia Kapin	1200		1200	1200
25.11.24	Porebada	Loa Lohia		100	1100	1100
25.11.24	Papa HC	Dalcy Naku		100	1000	1000
28.11.24	Mainohana High School	Kanau Banama		300	700	700
28.11.24	Bereina HC	Henry Aisa		150	550	550
26.11.24	RECEIVED FROM RAM	Sylvia Kapin	450		1000	1000
27.11.24	Kwikila High School	Albert Adila		750	250	250
27.11.24	Iruna HC	Veali Pune		100	150	150
03.12.24	Kwikila Hospital	Albert Adila		150	0	0
	TOTAL NETS DELIVERED TO HF			2150	0	

5. RDTs AND ACT SUPPLIES PROCURED REPORT



PACKING LIST

DESTINATION: CENTRAL PROVINCE SHEPPER: RAM CONSIGNMENT/WAYBILL NO.: _____
 PACAGING DATE: 21-Oct-24 INVOICE NO.: 18782296 ACTION OFFICER: JESSICA SANA DATE: 21-Oct-24

CARTON #	NUMBER OF CARTONS	ITEM	QUANTITY PER CARTON	TOTAL QUANTITY	TOTAL IN BASIC UNITS	BATCH #	EXPIRY DATE	WEIGHT PER CARTON (kg)	TOTAL WEIGHT (kg)	VOLUME PER CARTON (m ³)	TOTAL VOLUME (m ³)
1 TO 25	25	RDT	50	1250	1,250	H006008DA	Jul-25	13	325	0.07	1.75
26 TO 28	3	ACT6	24	72	1,180	D1AFH002	Apr-27	6	18	0.04	0.12
29 TO 34	6	ACT12	24	144	4,320	D1AFH002	Apr-27	6	36	0.04	0.24
35 TO 37	3	ACT18	24	72	1,160	D1AFH002	Apr-27	6	18	0.04	0.12
38 TO 46	9	ACT24	20	180	5,400	81SF001	Nov-25	12	108	0.06	0.54
47 TO 54	8	PQ	300	2400	340,000	221222	May-26	12	104	0.07	0.56
55	1	RDT	46	46	1,150	H006008DA	Jul-25	13	13	0.07	0.07
		ACT6	3	3	60	D1AFH002	Apr-27				
56	1	ACT24	3	3	90	81SF001	Nov-25	12	12	0.07	0.07
		PQ	158	158	15,800	221222	May-26				
57	1	ACT6	5	5	150	D1AFH002	Apr-27	6	6	0.04	0.04
		ACT18	19	19	570	D1AFH002	Apr-27				
58 TO 59	2	ACT24	20	40	1,200	81SF001	Nov-25	12	24	0.06	0.12
60	1	ACT24	10	10	300	81SF001	Nov-25	12	12	0.07	0.07
TOTAL	60								678		3.7

TOTAL SUMMARY		ITEM	PACKETS	INDIVIDUAL UNITS	SOURCE (C/P/GoPNG)
No. of Cartons	60	RDT	1,206	22,400 test kits	NDOM
Weight (kg)	678	ACT6	29	2,170 blister pkts	NDOM
Volume (m ³)	3.7	ACT 12	144	4,320 blister pkts	NDOM
		ACT 18	31	2,720 blister pkts	NDOM
		ACT 24	222	6,060 blister pkts	NDOM
		PRIMAQUWE	2,508	255,600 tablets	NDOM

6. SCHOOL PREVALENCE SURVEY

Three schools have done the second phase of the Malaria Survey. No Malaria prevalence in Kamali, Rigo District from the sample. Kairuku District still has a very high prevalence of Malaria, there is positivity rate of 9.8% in Wama Elementary school and 7.2% in Kubuna.

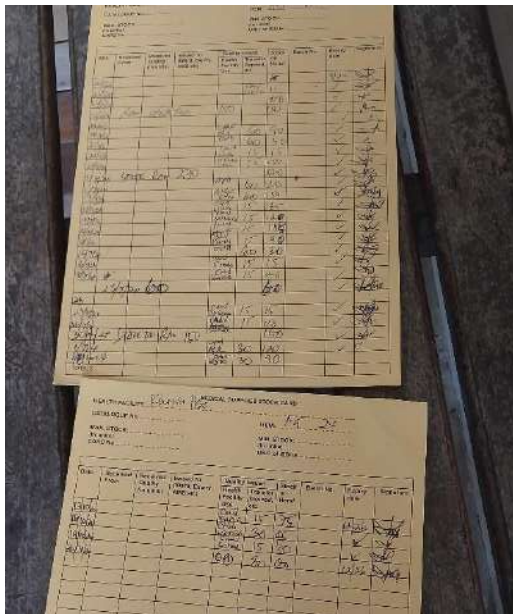
District	Elementary School	Date	Total Students surveyed	Total Negatives	Total IPF	Total NPF	Total mix	Total Positives	Positivity Rate	Treatment	Type of RDT used	Fever in the last 24hrs	Own a net in the family	Does not own a net in the family	Use a Net the night before	Enlarged spleen
Kairuku	Wama	16/10	102	92	9	0	1	10	9.8%	10	Biocredit	4	78	24	41	Nil
Kairuku	Kubuna	17/10	55	51	3	0	1	4	7.2%	4	Biocredit	4	52	3	46	Nil
Rigo	Kamali	11/10	50	50	0	0	0	0	0%	0	Biocredit	0	40	10	32	Nil

The second phase of the Malaria School survey was not done to all the schools from Phase one. Due to exams and unavailability of Teachers and students from the elementary to allow for smooth week of exams for the Grade 8s. New Town in Moreguina, Upulima and Sivi Tatana.

7. STOCK CARDS REPORT

For this quarter, 12 out of the 20 Facilities visited have maintained their stock-cards. There is still a need for improvement.

1. Sogeri	2. Bereina
3. Doa	4. Boregaina
5. Kuriva	6. Kupiano
7. Kanosia	8. Waima
9. Agevairu	10. Kubuna
11. Bakoiudu	12. PAPA



Kuriva Stock-cards maintained



Bakoiudu stock-cards maintained but not up-to-date as expected.

8. NHIS MONTHLY REPORT SUBMISSION Source: eNHIS 19.12.24

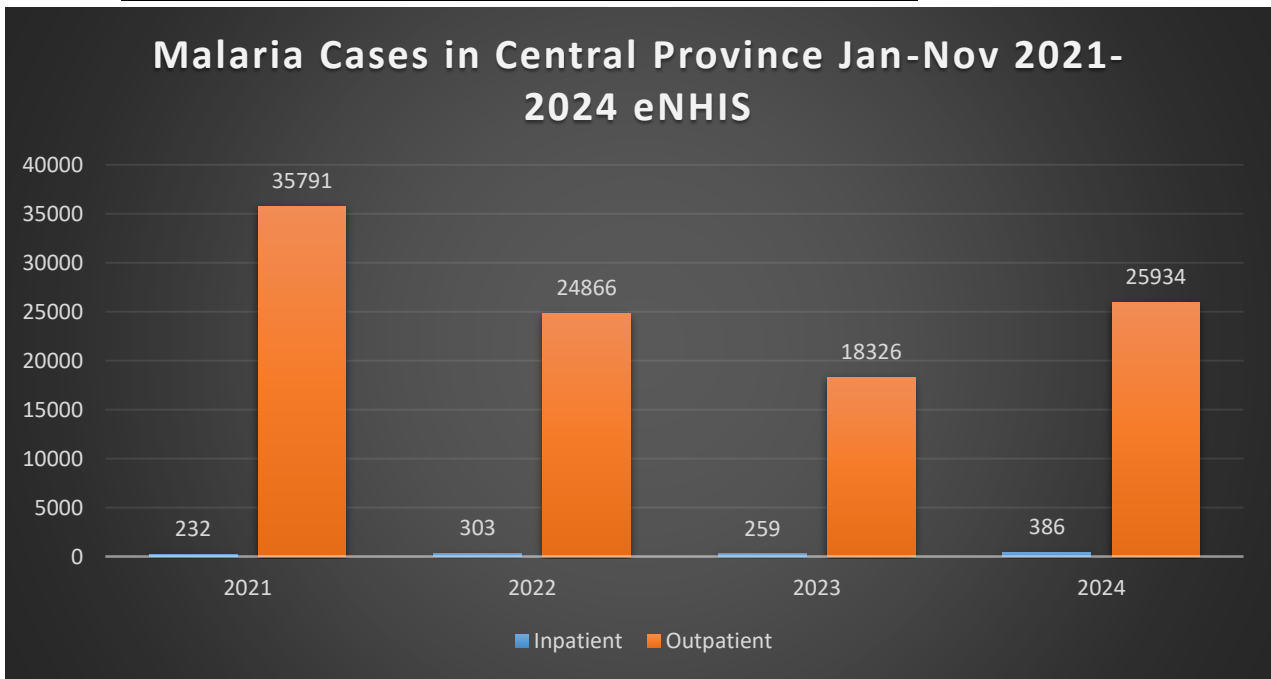
Central Province

MALARIA REPORT October to December 2024

Date Printed: 19/12/2024 10:12:41

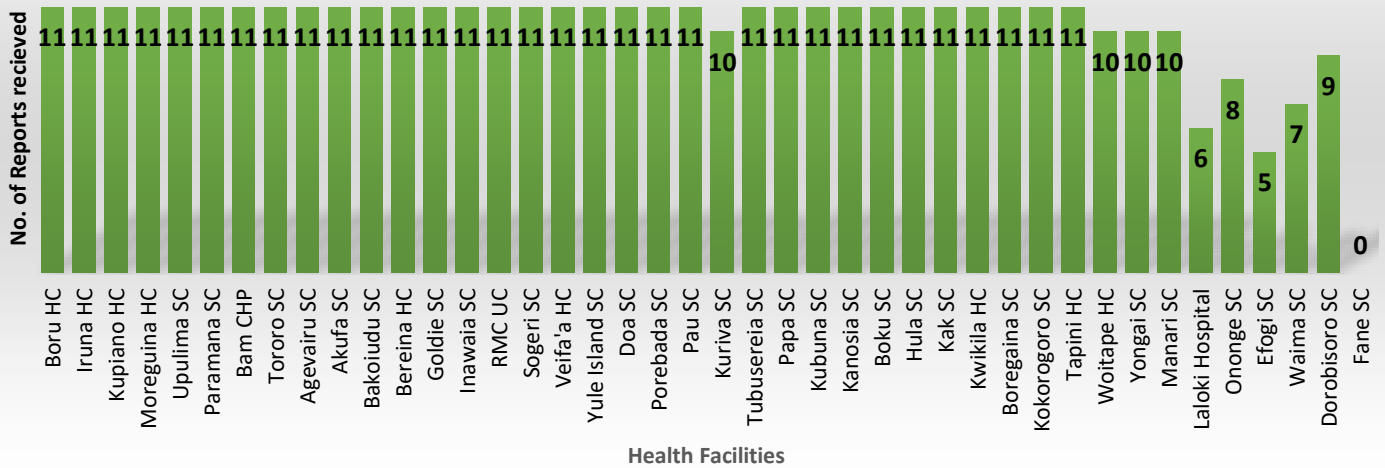
Code	Facility	No of reports	OUTPATIENT		INPATIENT		DEATHS		Slides Examined			RDT Examinations			
			Clinical	RDT	Clinical	RDT	Clinical	RDT	No. Exam	+ve %	+ve % falcip	No. Exam	+ve %	+ve % falcip	Failed
30101	Boru HC	2	0	104	0	0	0	0	0	0	0	76	100	100	0
30102	Iruba HC	2	0	221	0	0	0	0	0	0	0	318	69.5	53.8	0
30103	Kupiano HC	2	0	47	0	15	0	0	1	0	0	128	36.7	36.7	0
30104	Monegama HC	2	0	408	0	8	0	0	0	0	0	737	55.4	18.7	0
30105	Upulima SC	2	0	91	0	2	0	0	0	0	0	175	52.0	14.9	0
30106	Parinama SC	2	0	0	0	0	0	0	0	0	0	0	0	0	0
30107	Bam CHP	2	1	26	0	0	0	0	0	0	0	86	30.2	20.9	0
ABAU District		14	1	897	0	25	0	0	1	0	0	1520	57.2	31.3	0
30203	Ononge SC	1	0	13	0	1	0	0	0	0	0	35	37.1	25.7	0
30204	Tapini HC	2	0	16	0	1	0	0	0	0	0	53	30.2	28.3	0
30205	Wotape HC	1	0	1	0	0	0	0	0	0	0	1	100	100	0
30206	Yongai SC	1	0	73	0	0	0	0	0	0	0	139	48.9	28.8	0
30207	Tororo SC	2	0	3	0	0	0	0	0	0	0	5	60.0	60.0	0
GOILALA District		7	0	106	0	2	0	0	0	0	0	233	43.3	29.2	0
30301	Agerwiro SC	2	0	72	0	2	0	0	0	0	0	157	45.9	28.0	0
30302	Akula SC	2	0	181	0	1	0	0	0	0	0	396	47.2	37.4	0
30303	Bakoudu SC	2	0	13	0	0	0	0	0	0	0	32	40.6	34.4	0
30304	Bensina HC	2	0	210	2	0	0	0	0	0	0	463	45.4	27.4	0
30305	Efogi SC	0	0	0	0	0	0	0	0	0	0	0	0	0	0
30306	Goldie SC	2	0	10	0	0	0	0	0	0	0	41	24.4	22.0	0
30307	Inawata SC	2	0	88	0	3	0	0	0	0	0	189	45.5	24.9	0.5
30308	RMC UC	2	0	108	0	0	0	0	0	0	0	108	100	100	0
30309	Sogeri SC	2	0	94	0	0	0	0	1	0	0	224	42.0	27.7	0.4
30310	Veifa'a HC	2	0	359	8	2	0	0	0	0	0	610	58.2	49.5	0
30311	Waima SC	2	0	70	0	0	0	0	0	0	0	313	22.4	11.8	0.3
30312	Yule Island SC	2	0	13	1	0	0	0	0	0	0	56	23.2	10.7	0
30313	Doa SC	2	0	358	0	0	0	0	1	0	0	730	49.0	37.8	0
30314	Ponebada SC	2	1	1	0	0	0	0	0	0	0	6	16.7	16.7	0
30315	Pau SC	2	0	19	0	1	0	0	0	0	0	131	14.5	5.3	0
30316	Kutiva SC	1	0	160	0	0	0	0	0	0	0	204	78.4	64.2	0
30317	Lakoti Hospital	0	0	0	0	0	0	0	0	0	0	0	0	0	0
30318	Tubusareia SC	2	0	16	0	0	0	0	0	0	0	55	29.1	12.7	0
30319	Papa SC	2	0	26	2	2	0	0	0	0	0	95	27.4	14.7	0
30320	Kubuna SC	2	0	116	0	0	0	0	0	0	0	265	43.8	31.7	0.4
30321	Kanosia SC	2	0	235	0	2	0	0	0	0	0	478	49.2	39.5	0
30322	Manani SC	2	0	12	0	0	0	0	0	0	0	12	100	100	0
KAIRUKUIHRI District		39	1	2161	13	13	0	0	2	0	0	4565	47.3	35.5	0.1
30401	Boku SC	2	0	172	0	0	0	0	1	0	0	223	77.1	55.6	0
30402	Dorobiaro SC	0	0	0	0	0	0	0	0	0	0	0	0	0	0
30403	Hula SC	2	0	14	0	0	0	0	1	0	0	47	29.8	21.3	0
30404	Kak SC	2	0	3	0	0	0	0	0	0	0	78	3.8	3.8	0
30405	Kwikila HC	2	0	127	3	0	0	0	0	0	0	450	30.0	21.1	0.2
30406	Bonegama SC	2	0	103	0	2	0	0	0	0	0	350	29.4	20.3	0.8
30407	Kokorogoro SC	2	0	69	0	0	0	0	0	0	0	188	36.7	29.8	0
RIGO District		12	0	488	3	2	0	0	2	0	0	1338	37.1	26.9	0.2
Central Province		72	2	3652	18	42	0	0	5	0	0	7654	47.4	33.0	0.1

Total Number of Reported Cases from Jan-Nov in 2021-2024



NHIS Monthly Report Submission for Central Province from Jan-Nov. 2024

Source: eNHIS 09/10/24



From the graph, Fane is still closed hence no reporting. The PHIO has created a whatsapp group to ensure reporting is done well and on time. Waima was closed while Efogi is due to network coverage hence the low number of reports received.

9. FINDINGS AND OBSERVATIONS

- I. Majority of the Health Facilities are not updating their stock-cards. Only 12 out of the 20 Facilities visited have updated their stock-cards.
- II. Laloki still has management issues. Three different Officers have received supplies over the course of this year and have expressed concerns on Drug management (internal)
- III. **OIC of Sogeri HC Mr. Thomas have removed 32 ANC LLIN from the Hospital stock and have not accounted for all 32 nets**
- IV. RAM Vehicles having issues during Field Trips. Fleet Team to ensure quality checks before vehicles are used.
- V. CPHA PHIO have created an ENHIS Whatsapp Group to follow-up and do data verification before submitting Finalized Reports for Enhis.

Over-reporting of ACTs for the Month of September

1	HFCode	Facility	District	Province	act_rdt_i p_pregna nt_F y	Positive Microscop y	Total Positive RDT	& Microscopy Tests	ACT Treatment s Given	Differen
24	30310	Veifa'a HC	KAIRUKU/HIRI	Central	0	0	262	262	267	5
25	30205	Woitape HC	GOILALA	Central	0	0	3	3	7	4
26	30302	Akufa SC	KAIRUKU/HIRI	Central	0	0	152	152	156	4
36	30103	Kupiano HC	ABAU	Central	0	0	17	17	19	2
58	30307	Inawaia SC	KAIRUKU/HIRI	Central	0	0	114	114	115	1
59	30311	Waima SC	KAIRUKU/HIRI	Central	0	0	56	56	57	1
60	30319	Papa SC	KAIRUKU/HIRI	Central	0	0	15	15	16	1

The differences were identified by PHIO as inpatient so the PMS and Reporting Facility or Officer need to verify if ACT has been administered once but reported twice from outpatient and inpatient and he/she had to be admitted.

Over-reporting of ACTs for the Month of October

1	HFCode	Facility	District	Province	DL Positive Microscop y	DM Total Positive RDT	DN Total & Microscopy Tests	DO ACT CJ-D	DP Differen	DC
9	30405	Kwikila HC	RIGO	Central	0	75	75	95	20	
20	30104	Moreguina HC	ABAU	Central	0	144	144	148	4	
27	30105	Upulima SC	ABAU	Central	0	44	44	46	2	
44	30204	Tapini HC	GOILALA	Central	0	5	5	6	1	
45	30304	Bereina HC	KAIRUKU/HIRI	Central	0	112	112	113	1	
46	30307	Inawaia SC	KAIRUKU/HIRI	Central	0	46	46	47	1	
47	30406	Boregaina SC	RIGO	Central	0	50	50	51	1	
106	30101	Boru HC	ABAU	Central	0	0	0	0	0	
107	30102	Iruna HC	ABAU	Central	0	145	145	145	0	
108	30103	Kupiano HC	ABAU	Central	0	13	13	13	0	

The 20 difference from Kwikila HC will be added on the Total Positive, that was due to human error. The remaining Facilities, the differences were from the inpatient data.

10. RECOMMENDATIONS

- I. Ensuring all staff is aware of all treatment protocols during quarterly visits (onsite training)
- II. Regular visit to Provincial Health Information Officer by PMS
- III. Take advantage of CPHA organized trainings to integrate and maintain supply-chain to inaccessible Health Facilities.
- IV. Work with OICs/SICs to correct outpatient and inpatient data which is the result of over-reporting of ACTs
- V. Requests by Health Workers the possibility of RAM Procuring Fansidar (Sulfadoxine/pyrimethamine) and distributing with ACTs/RDTs/Primaquines
- VI. Moving forward, training CMVs in the hard-to-reach villages within accessible Health Facilities' catchment.
- VII. Work with RMCs on Quantification of Commodities
- VIII. PMS to work from PHA
- IX. Fleet Team to ensure quality checks before vehicles are used. Officer's safety is paramount during field trips.

11. ACKNOWLEDGEMENTS

- Central Provincial Health Authority
- Rotary Against Malaria
- National Malaria Control Program
- Diocese of Bereina - Catholic Health Services
- Locals – for the hospitality and security



Meeting with the CPHA PHIO Mr. Villiwa to correct over-reporting of ACTs. Konedobu Office



PMS going through 'how to maintain stock-cards' with a CHW at Boregaina HC Rigo District.



Malaria School Survey at Kamali Elementary.



Three images from Kubuna Elementary School – Survey done with the assistance of a teacher and Nursing Officer from the Health Centre. Positive cases were administered First dose of ACT after the required time of result reading.